

## WINDOW SYSTEM SOFTLINE

Wooden windows stand for top quality, ecological solutions and classic elegance. Excellent durability of the window, thanks to aluminium slat which protects the wood against UV radiation and water.

Beautiful form of rounded window profile with streamlined shapes and smooth, shiny surface. Softline series is available in two types of wood: pine and meranti.



**Smart  
Home**



**Additional  
options p. 72**

## TECHNICAL DATA



68/78/88 mm

installation  
depth



$U_w = 0,8 - 1,08 \text{ W}/(\text{m}^2\text{K})^*$

thermal  
transmittance

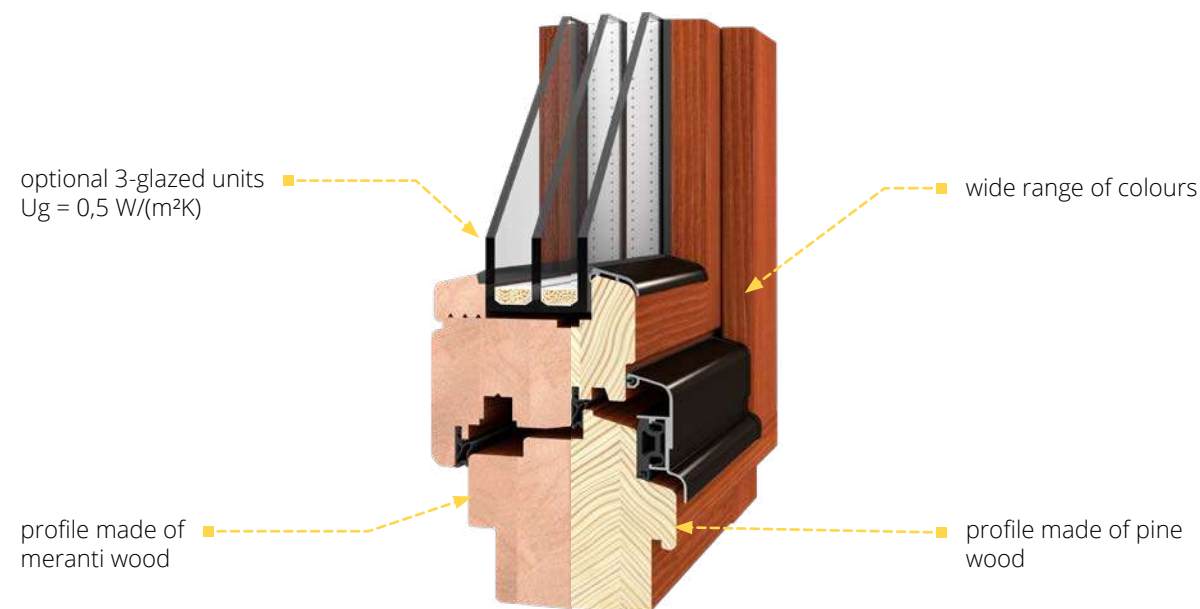


2

gaskets

## SYSTEM STRUCTURE

Choice of profiles: 68 mm, 78 mm, 88 mm in two types of wood: three- or four-layer solid scantling: meranti with a density of over 450 kg/m<sup>3</sup> or pine.



### Standard:

- MACO MULTI-MATIC KS fittings with 2 anti-theft strikers with Silber-Look anti-corrosion coating for long-lasting protection and smooth operation of the fitting
- sash lifter (lifting mishandling device - depending on window height)
- microventilation in tilt and turn windows
- hinge covers in 4 colours: white, silver, light brown, brown
- aluminium handle
- 2-glazed (1-chamber) units infilled with argon gas with  $U_g = 1.1 \text{ W}/(\text{m}^2\text{K})$
- glass-pane spacer made of galvanised steel
- 2 gaskets
- drip cap facilitating water drainage
- standard colours p. 62

\*More data at page 75.



## TERRACE SYSTEM SOFTLINE 68

Folding doors are distinguished by their original and classic design, as well as, advanced technical solutions that provide maximum light into the room.



Additional  
options p. 73

## TECHNICAL DATA



68 mm

installation  
depth



pino  $U_w = 1,09^*$   
meranti  $U_w = 1,04^*$

thermal  
transmittance



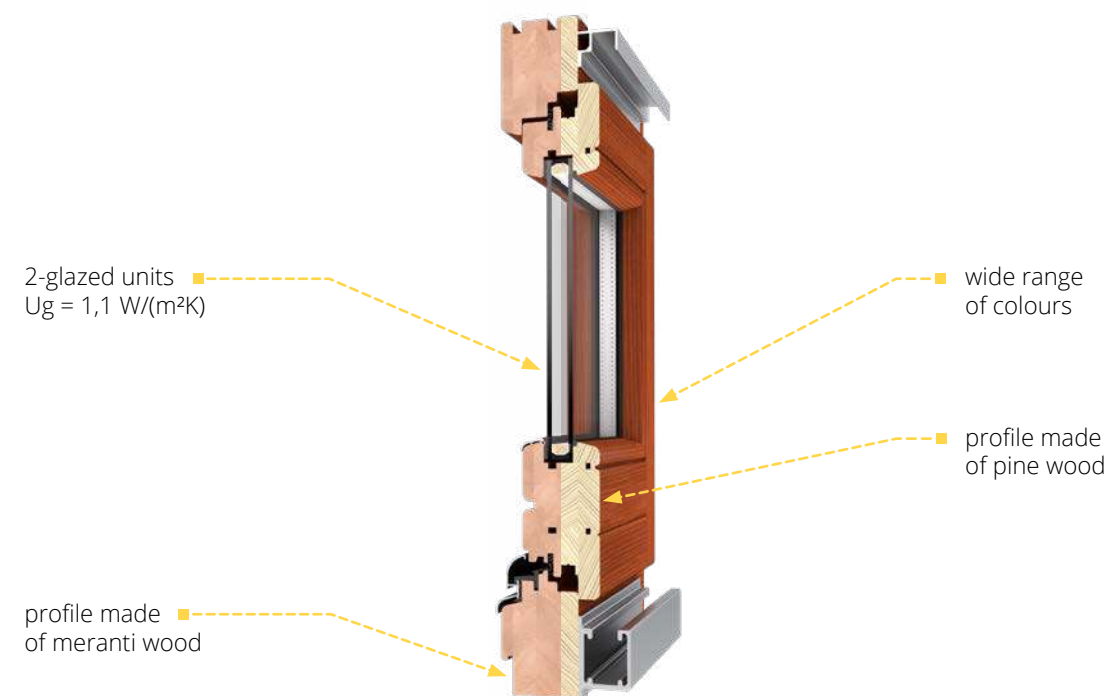
2

gaskets

\*More data at page 76.

## SYSTEM STRUCTURE

Profile with an installation depth of 68 mm available in two types of wood: meranti and pine.



### Standard:

- system fittings
- hinge covers in 4 colours: white, silver, light brown, brown
- aluminium handle
- 2-glazed (1-chamber) units infilled with argon gas, with  $U_g = 1.1 \text{ W/(m}^2\text{K)}$
- glass-pane spacer made of galvanised steel
- 2 gaskets
- standard colours p. 62





## TERRACE SYSTEM SOFTLINE HS

Wooden lift-and-slide terrace doors are dedicated to large glazing, thanks to which an adequate flow of daylight into the room will be ensured.

Modern production technology guarantees the highest aesthetics and workmanship.



Smart  
Home



Additional  
options p. 73

## TECHNICAL DATA



164/184/204 mm

installation  
depth



$U_w = 0,79-1,06 \text{ W}/(\text{m}^2\text{K})^*$

thermal  
transmittance



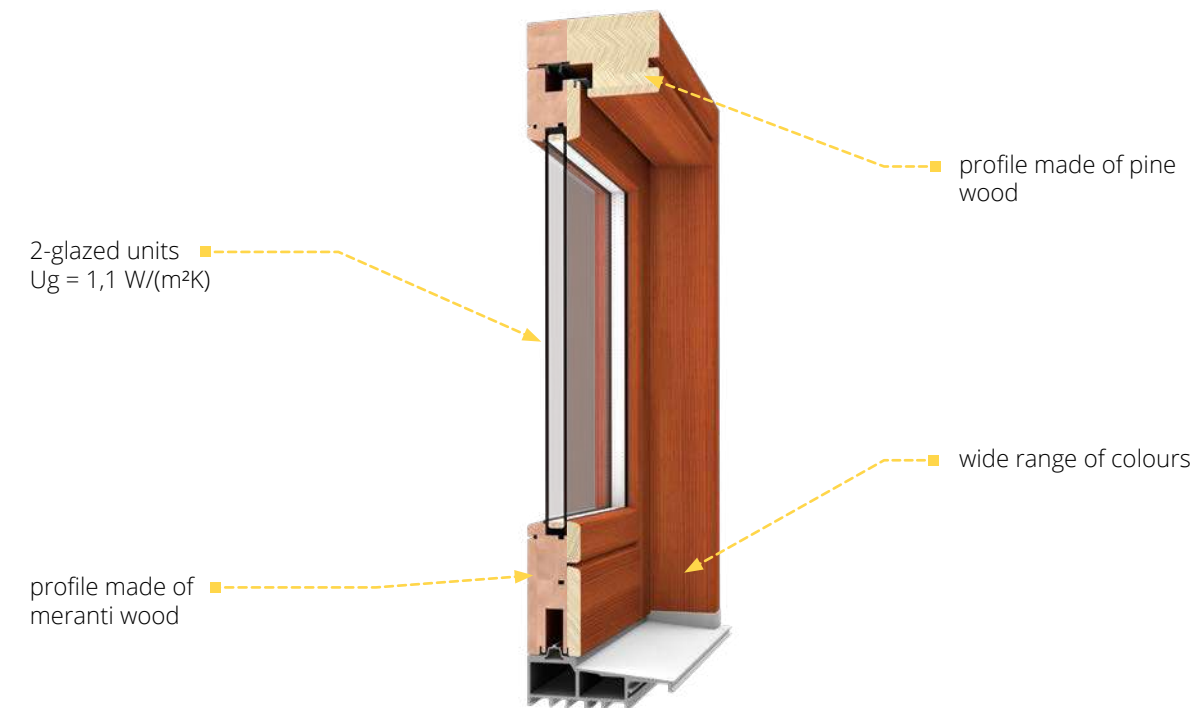
2

gaskets

\*More data at page 77.

## SYSTEM STRUCTURE

Choice of profiles: 68 mm, 78 mm, 88 mm in two types of wood: three- or four-layer solid scantling: meranti with a density of over 450 kg/m<sup>3</sup> or pine.



### Standard:

- G-U lift and slide fittings
- aluminium handle on the inside, recessed grip on the outside
- 2-glazed (1-chamber) units infilled with argon gas, with  $U_g = 1.1 \text{ W}/(\text{m}^2\text{K})$
- glass-pane spacer made of galvanised steel
- 2 gaskets
- PVC threshold with aluminium reinforcement and overlay
- system carts with a load capacity of 300 kg
- standard colours p. 62





## TERRACE SYSTEM SOFTLINE PSK

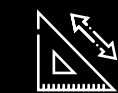
The tilt and slide system will change the face of every space.

The system ensures a large inflow of daylight while maintaining high heat transmission parameters.



Additional  
options p. 73

## TECHNICAL DATA



68/78/88 mm

installation  
depth



$U_w = 0,73 - 1,06 \text{ W/(m}^2\text{K)}^*$

thermal  
transmittance



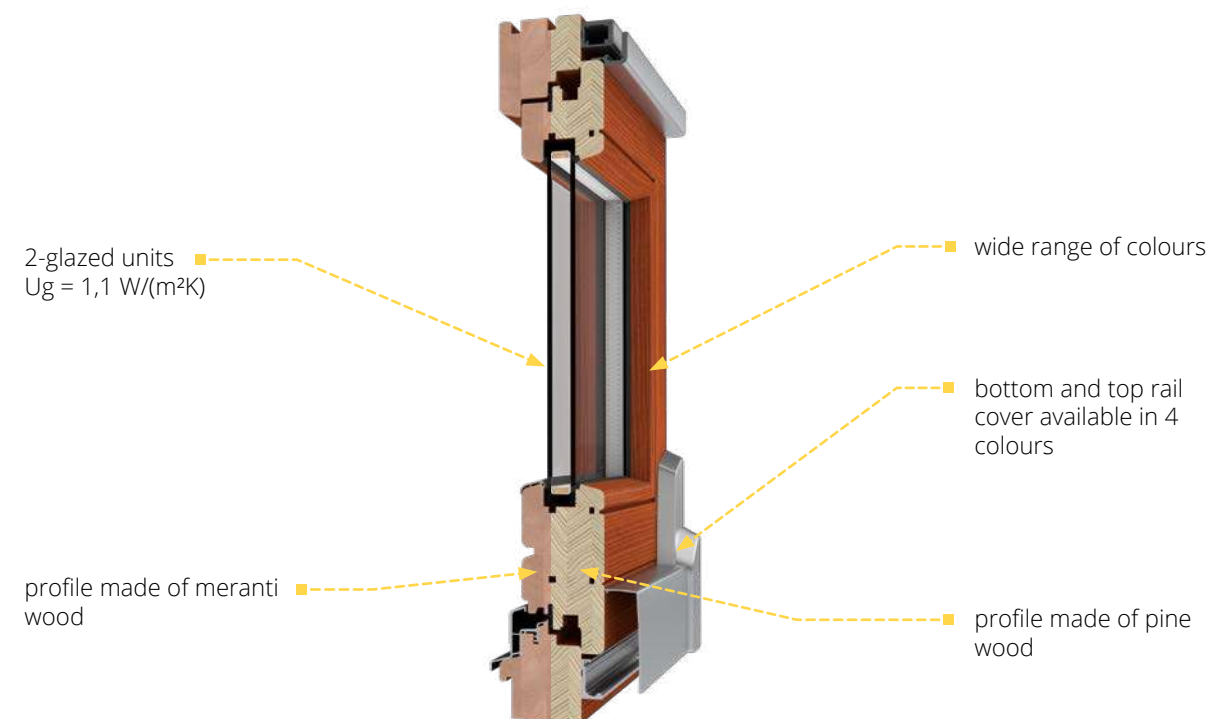
2

gaskets

\*More data at page 77.

## SYSTEM STRUCTURE

Choice of profiles: 68 mm, 78 mm, 88 mm in two types of wood: three- or four-layer solid scantling: meranti with a density of over 450 kg/m<sup>3</sup> or pine.



### Standard:

- MACO MULTI-MATIC KS fittings with anti-theft strikers with Silber-Look anti-corrosion coating for long-lasting protection and smooth operation of the fitting
- rail cover available in 4 colours: silver, white, light brown and brown
- aluminium handle
- 2 gaskets
- Softline 68/78 2-glazed (1-chamber) units infilled with argon gas with  $U_g = 1.1 \text{ W/(m}^2\text{K)}$
- Softline 88 3-glazed (2-chamber) units infilled with argon gas with  $U_g = 0.5 \text{ W/(m}^2\text{K)}$
- glass-pane spacer made of galvanised steel
- termodrip cap facilitating water drainage
- standard colours p. 62

