
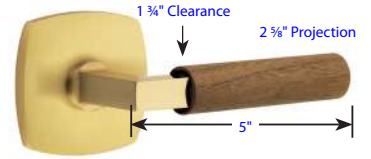


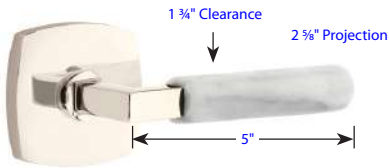
**L-Square . Straight Knurled (LS.SK)**  
*with Modern Rosette*



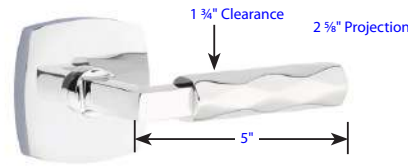
**L-Square . Knurled (LS.KN)**  
*with Disk Rosette*




**L-Square . Dark Walnut (LS.WNWD)**  
*with Urban Modern*



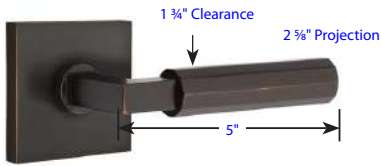
**L-Square . White Marble (LS.MRWH)**  
*with Urban Modern Rosette*




**L-Square . Tribeca (LS.TR)**  
*with Urban Modern Rosette*




**L-Square . Terrazzo (LS.TZLT)**  
*with Disk Rosette*



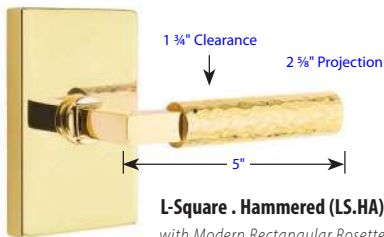
**L-Square . Faceted (LS.FA)**  
*with Square Rosette*



**L-Square . Smooth (LSSM)**  
*with Quincy Rosette*



**L-Square . Green Marble (LS.MRGN)**  
*with Quincy Rosette*



**L-Square . Hammered (LS.HA)**  
*with Modern Rectangular Rosette*


See page 7 for rosette specification.

### Door Thickness Specifications


- Standard Door Thickness: 1 1/4" - 2"
- Standard Components:
- Privacy Pin (for privacy sets)
- Inside Passage Half Spindle
- 1 1/2" Rosette Screws
- Full-Lip Strike Plate

- **Extended** Door Thickness: 2" - 2 1/2"
- Extended Components:
- Privacy Pin w/ Extension (for privacy sets)
- Long Inside Passage Half Spindle
- 2" Rosette Screws
- Extended Full-Lip Strike Plate

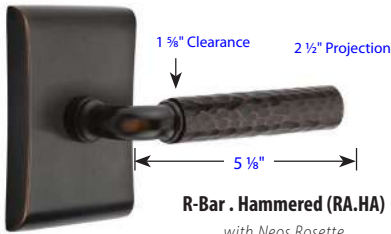
- **Extended** Door Thickness: 2 1/2" - 3"
- Extended Components:
- Privacy Pin w/ Extension (for privacy sets)
- Extra Long Inside Passage Half Spindle
- 2 1/2" Rosette Screws
- Extended Full-Lip Strike Plate



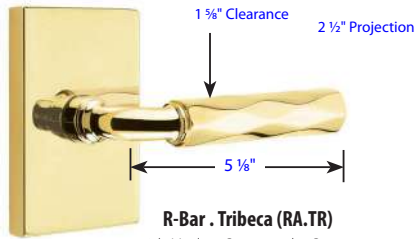
**R-Bar . Straight Knurled (RA.SK)**  
with Square Rosette




**R-Bar . Knurled (RA.KN)**  
with Disk Rosette



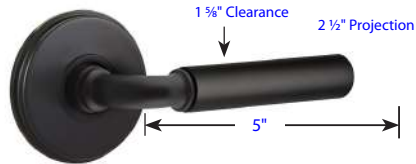
**R-Bar . Hammered (RA.HA)**  
with Neos Rosette



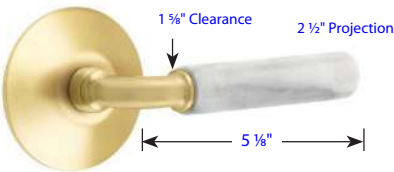
**R-Bar . Tribeca (RA.TR)**  
with Modern Rectangular Rosette



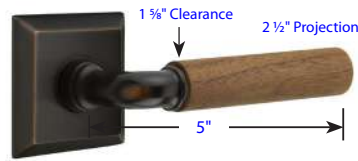
**R-Bar . Faceted (RA.FA)**  
with Quincy Rosette



**R-Bar . Smooth (RASM)**  
with Watford Rosette




**R-Bar . White Marble (RA.MRWH)**  
with Modern Rosette



**R-Bar . Dark Walnut (RA.WNWD)**  
with Quincy Rosette



**R-Bar . Green Marble (RA.MRGN)**  
with Disk Rosette



**R-Bar . Terrazzo (RA.TZLT)**  
with Urban Modern Rosette


See page 7 for rosette specification.

### Door Thickness Specifications

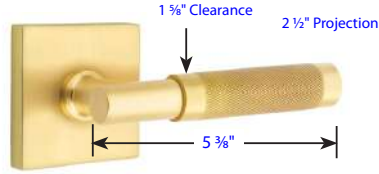
- Standard Door Thickness: 1 1/4" - 2"
- Standard Components:
- Privacy Pin (for privacy sets)
- Inside Passage Half Spindle
- 1 1/2" Rosette Screws
- Full-Lip Strike Plate

- **Extended** Door Thickness: 2" - 2 1/2"
- Extended Components:
- Privacy Pin w/ Extension (for privacy sets)
- Long Inside Passage Half Spindle
- 2" Rosette Screws
- Extended Full-Lip Strike Plate

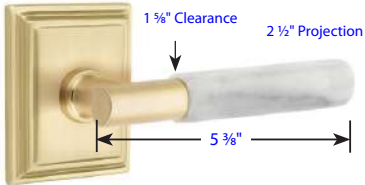
- **Extended** Door Thickness: 2 1/2" - 3"
- Extended Components:
- Privacy Pin w/ Extension (for privacy sets)
- Extra Long Inside Passage Half Spindle
- 2 1/2" Rosette Screws
- Extended Full-Lip Strike Plate



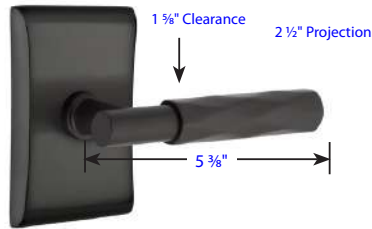
**T-Bar . Straight Knurled (TA.SK)**  
with Quincy Rosette




**T-Bar . Knurled (TA.KN)**  
with Square Rosette



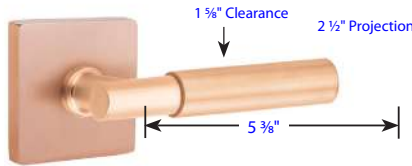
**T-Bar . White Marble (TA.MRWH)**  
with Wilshire Rosette




**T-Bar . Tribeca (TA.TR)**  
with Neos Rosette




**T-Bar . Faceted (TA.FA)**  
with Modern Rosette



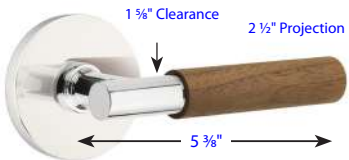
**T-Bar . Smooth (TASM)**  
with Square Rosette



**T-Bar . Hammered (TA.HA)**  
with Disk Rosette



**T-Bar . Green Marble (TA.MRGN)**  
with Wilshire Rosette



**T-Bar . Dark Walnut (TA.WNWD)**  
with Disk Rosette



**T-Bar . Terrazzo (TA.TZLT)**  
with Watford Rosette

See page 7 for rosette specification.

### Door Thickness Specifications

- Standard Door Thickness: 1 1/4" - 2"
- Standard Components:
  - Privacy Pin (for privacy sets)
  - Inside Passage Half Spindle
  - 1 1/2" Rosette Screws
  - Full-Lip Strike Plate

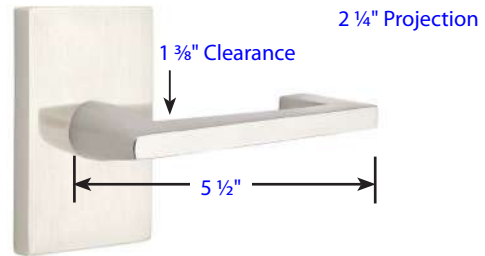
- **Extended** Door Thickness: 2" - 2 1/2"
- Extended Components:
  - Privacy Pin w/ Extension (for privacy sets)
  - Long Inside Passage Half Spindle
  - 2" Rosette Screws
  - Extended Full-Lip Strike Plate

- **Extended** Door Thickness: 2 1/2" - 3"
- Extended Components:
  - Privacy Pin w/ Extension (for privacy sets)
  - Extra Long Inside Passage Half Spindle
  - 2 1/2" Rosette Screws
  - Extended Full-Lip Strike Plate



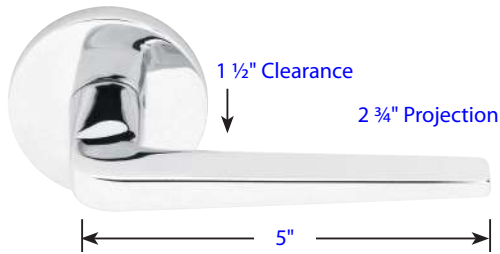
**Aireon (A)**

with Modern Rosette  
**DISCONTINUED**



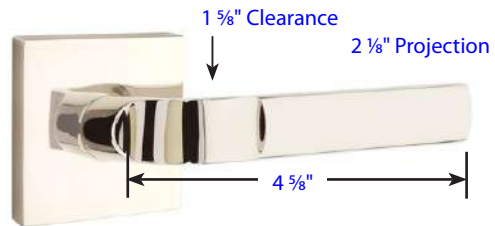
**Argos (AG)**

with Modern Rectangular Rosette



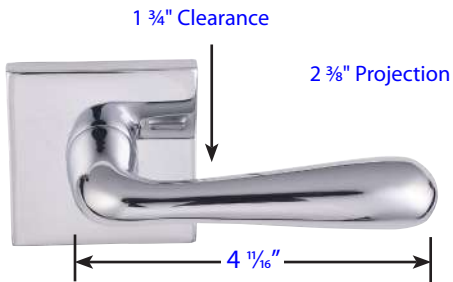
**Athena (ATN)**

with Disk Rosette



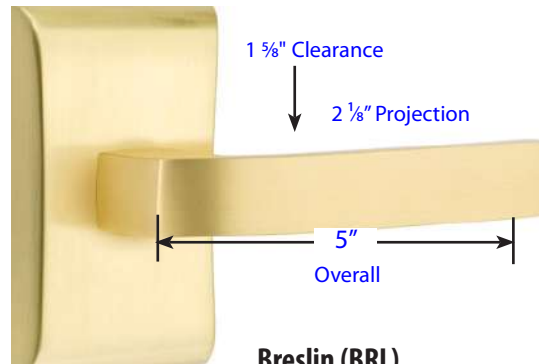
**Aston (AST)**

with Square Rosette



**Basel (BA)**

with Square Rosette



**Breslin (BRL)**

with Neos Rosette

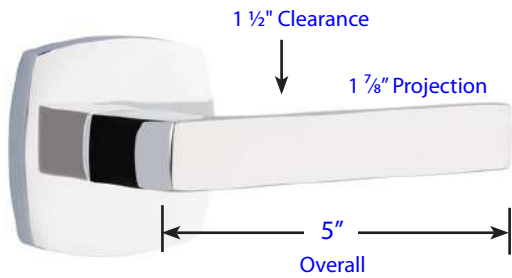
See page 7 for rosette specification.

Door Thickness Specifications

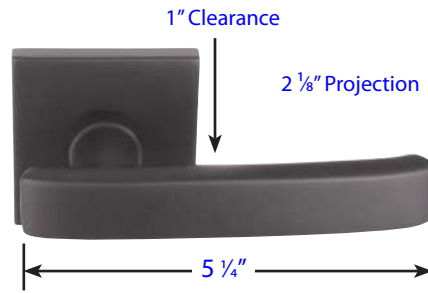
- Standard Door Thickness: 1 1/4" - 2"
- Standard Components:
- Privacy Pin (for privacy sets)
- Inside Passage Half Spindle
- 1 1/2" Rosette Screws
- Full-Lip Strike Plate

- **Extended** Door Thickness: 2" - 2 1/2"
- Extended Components:
- Privacy Pin w/ Extension (for privacy sets)
- Long Inside Passage Half Spindle
- 2" Rosette Screws
- Extended Full-Lip Strike Plate


- **Extended** Door Thickness: 2 1/2" - 3"
- Extended Components:
- Privacy Pin w/ Extension (for privacy sets)
- Extra Long Inside Passage Half Spindle
- 2 1/2" Rosette Screws
- Extended Full-Lip Strike Plate



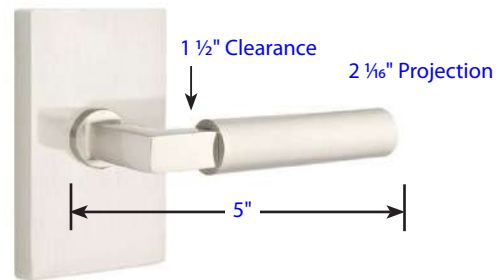
**Dumont (DT)**  
with Urban Modern Rosette



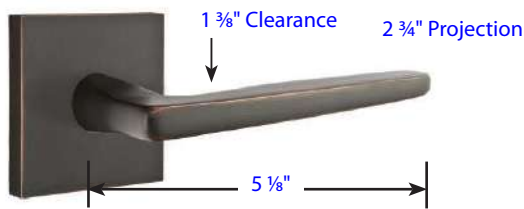
**Geneva (GV)**  
with Square Rosette




**Helios (HLO)**  
with Square Rosette



**Hercules (HEC)**  
with Modern Rectangular Rosette



**Hermes (HER)**  
with Square Rosette



**Luzern (LU)**  
with Modern Rosette

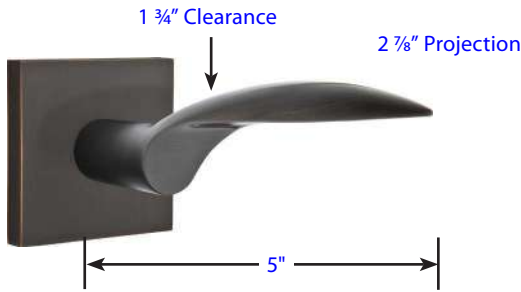
See page 7 for rosette specification.

Door Thickness Specifications

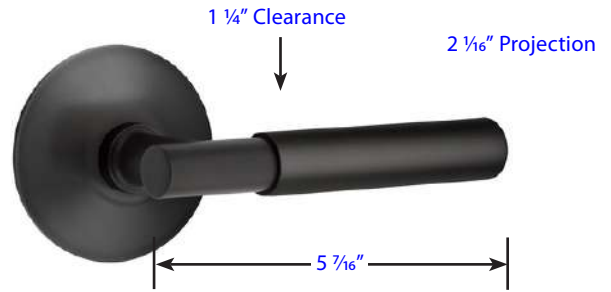
- Standard Door Thickness: 1 1/4" - 2"
- Standard Components:
- Privacy Pin (for privacy sets)
- Inside Passage Half Spindle
- 1 1/2" Rosette Screws
- Full-Lip Strike Plate

- **Extended** Door Thickness: 2" - 2 1/2"
- Extended Components:
- Privacy Pin w/ Extension (for privacy sets)
- Long Inside Passage Half Spindle
- 2" Rosette Screws
- Extended Full-Lip Strike Plate

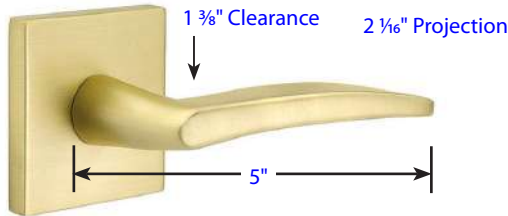
- **Extended** Door Thickness: 2 1/2" - 3"
- Extended Components:
- Privacy Pin w/ Extension (for privacy sets)
- Extra Long Inside Passage Half Spindle
- 2 1/2" Rosette Screws
- Extended Full-Lip Strike Plate



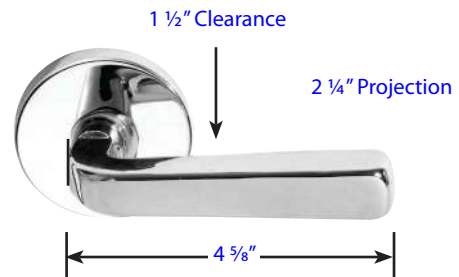
**Mercury (MC)**  
with Square Rosette




**Myles (MYL)**  
with Modern Rosette



**Poseidon (POS)**  
with Square Rosette



**Sion (SIO)**  
with Disk Rosette



**Spencer (SPN)**  
with Urban Modern Rosette



**Stuttgart (STU)**  
with Disk Rosette

See page 7 for rosette specification.

Door Thickness Specifications

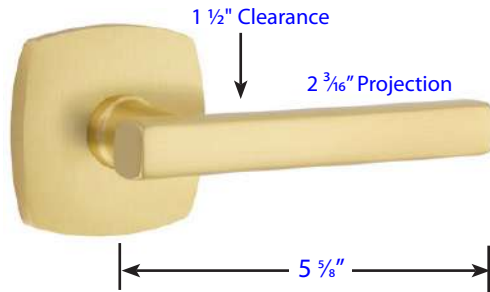
- Standard Door Thickness: 1 1/4" - 2"
- Standard Components:
- Privacy Pin (for privacy sets)
- Inside Passage Half Spindle
- 1 1/2" Rosette Screws
- Full-Lip Strike Plate

- **Extended** Door Thickness: 2" - 2 1/2"
- Extended Components:
- Privacy Pin w/ Extension (for privacy sets)
- Long Inside Passage Half Spindle
- 2" Rosette Screws
- Extended Full-Lip Strike Plate

- **Extended** Door Thickness: 2 1/2" - 3"
- Extended Components:
- Privacy Pin w/ Extension (for privacy sets)
- Extra Long Inside Passage Half Spindle
- 2 1/2" Rosette Screws
- Extended Full-Lip Strike Plate



**Triton (TRT)**  
with Disk Rosette



**Urban Modern Freestone (FRL)**  
with Urban Modern Rosette

Rosettes


3/8" Thick



7/16" Thick



1/2" Thick




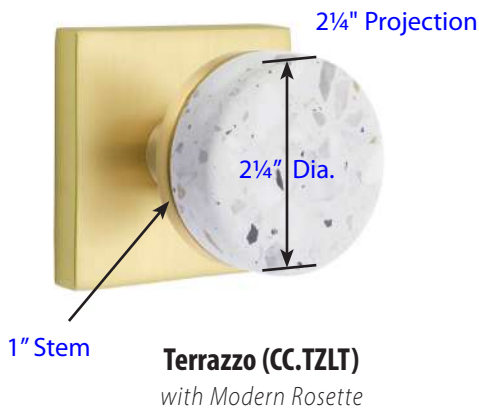
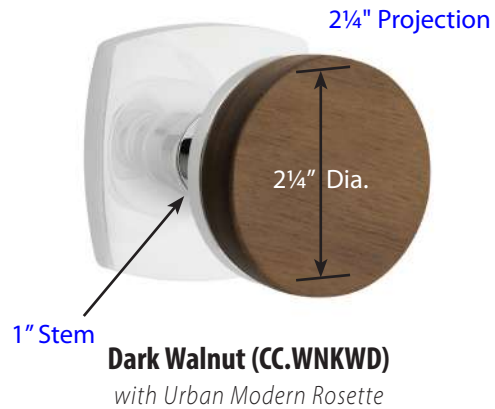
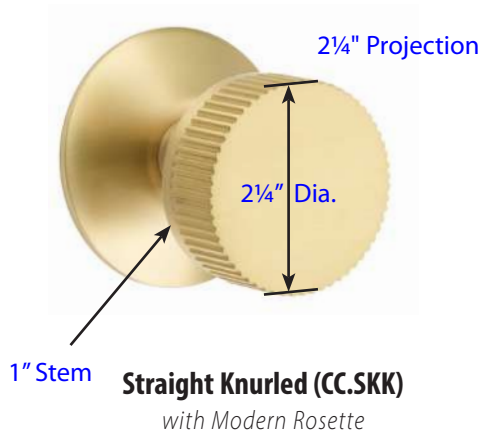
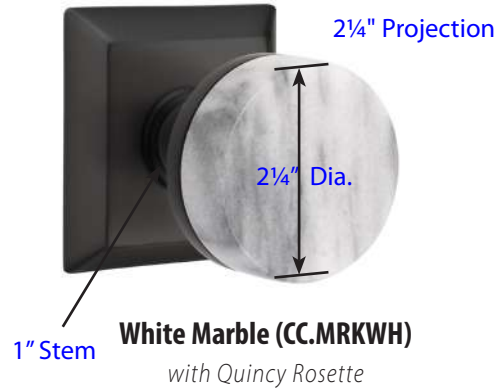
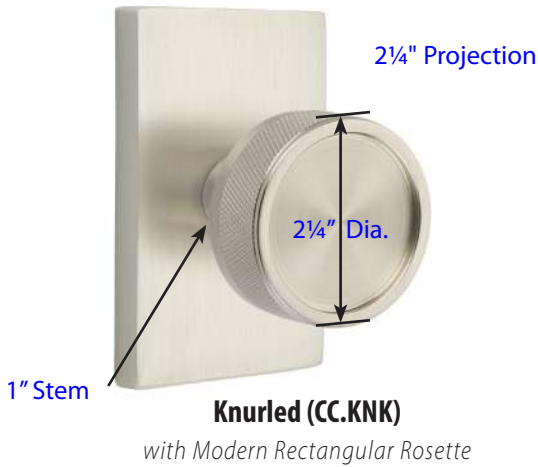
Door Thickness Specifications

- Standard Door Thickness: 1 1/4" - 2"
- Standard Components:
- Privacy Pin (for privacy sets)
- Inside Passage Half Spindle
- 1 1/2" Rosette Screws
- Full-Lip Strike Plate

- **Extended** Door Thickness: 2" - 2 1/2"
- Extended Components:
- Privacy Pin w/ Extension (for privacy sets)
- Long Inside Passage Half Spindle
- 2" Rosette Screws
- Extended Full-Lip Strike Plate

- **Extended** Door Thickness: 2 1/2" - 3"
- Extended Components:
- Privacy Pin w/ Extension (for privacy sets)
- Extra Long Inside Passage Half Spindle
- 2 1/2" Rosette Screws
- Extended Full-Lip Strike Plate





See page 7 for rosette specification.

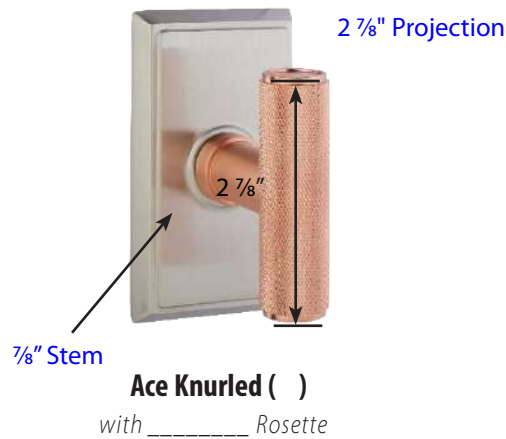
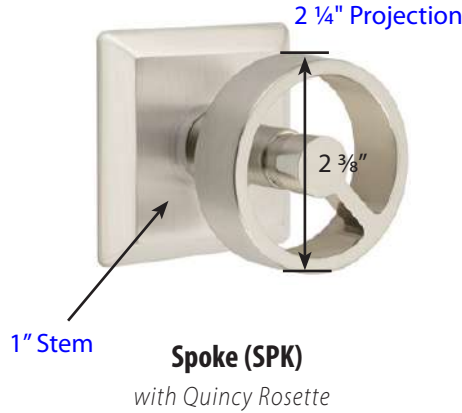
### Door Thickness Specifications

- Standard Door Thickness: 1 1/4" - 2"
- Standard Components:
- Privacy Pin (for privacy sets)
- Inside Passage Half Spindle
- 1 1/2" Rosette Screws
- Full-Lip Strike Plate

- **Extended** Door Thickness: 2" - 2 1/2"
- Extended Components:
- Privacy Pin w/ Extension (for privacy sets)
- Long Inside Passage Half Spindle
- 2" Rosette Screws
- Extended Full-Lip Strike Plate

- **Extended** Door Thickness: 2 1/2" - 3"
- Extended Components:
- Privacy Pin w/ Extension (for privacy sets)
- Extra Long Inside Passage Half Spindle
- 2 1/2" Rosette Screws
- Extended Full-Lip Strike Plate





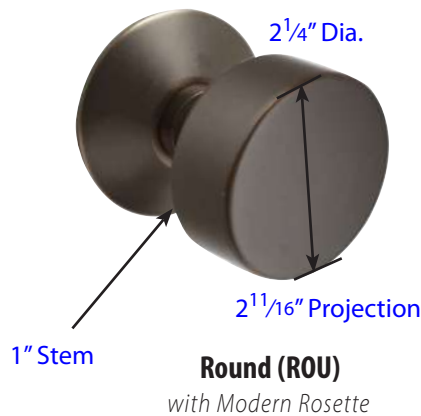
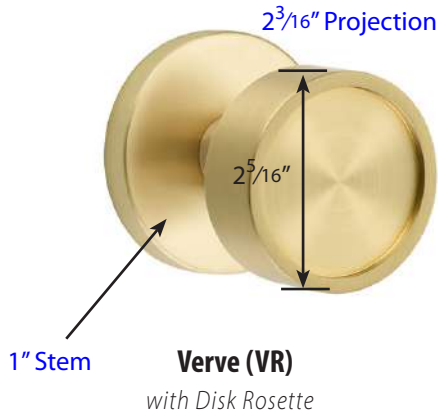
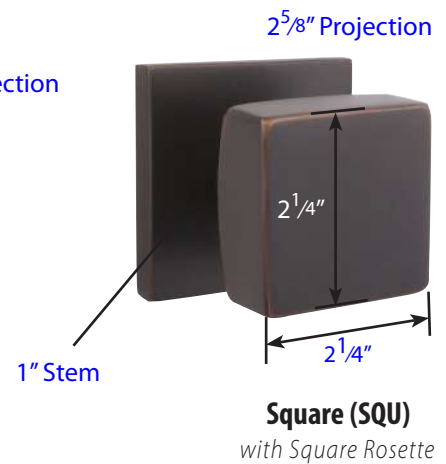
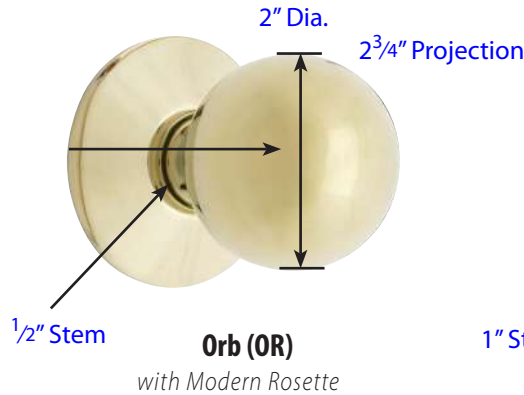
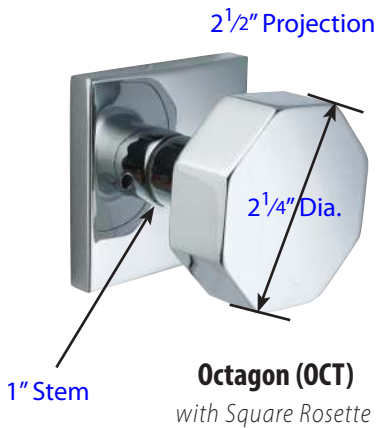
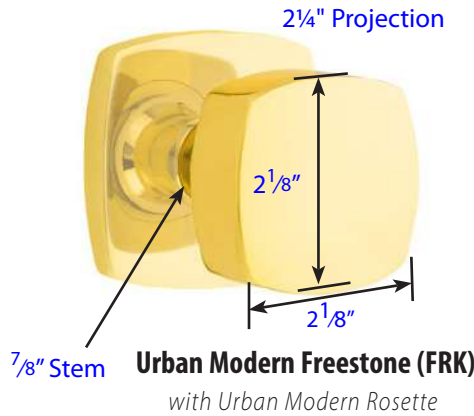
See page \_\_\_\_ for rosette specification.

Door Thickness Specifications

- Standard Door Thickness: 1¼" - 1¾"
- Standard Components:
- Privacy Pin (for privacy sets)
- Inside Passage Half Spindle
- 1½" Rosette Screws
- Full-Lip Strike Plate

- **Extended** Door Thickness: 1⅞" - 2½"
- Extended Components:
- See priv pin table (for privacy sets)
- Long Inside Passage Half Spindle
- 2" Rosette Screws & 2½" Rosette Screws
- Extended Full-Lip Strike Plate

- **Extended** Door Thickness: 2⅝" - 3"
- Extended Components:
- See priv pin table (for privacy sets)
- Extra Long Inside Passage Half Spindle
- 2½" Rosette Screws
- Extended Full-Lip Strike Plate



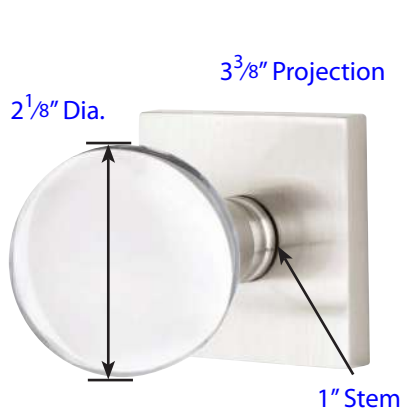
See page 7 for rosette specification.

Door Thickness Specifications

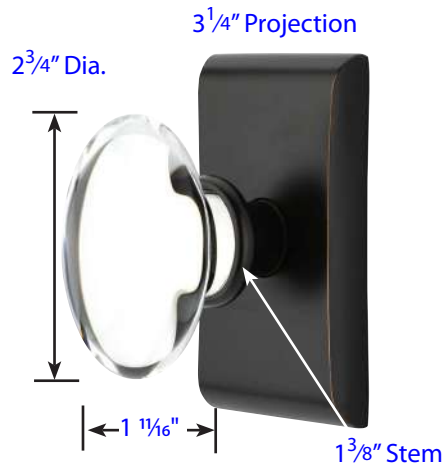
- Standard Door Thickness: 1 1/4" - 2"
- Standard Components:
  - Privacy Pin (for privacy sets)
  - Inside Passage Half Spindle
  - 1 1/2" Rosette Screws
  - Full-Lip Strike Plate

- **Extended** Door Thickness: 2" - 2 1/2"
- Extended Components:
  - Privacy Pin w/ Extension (for privacy sets)
  - Long Inside Passage Half Spindle
  - 2" Rosette Screws
  - Extended Full-Lip Strike Plate

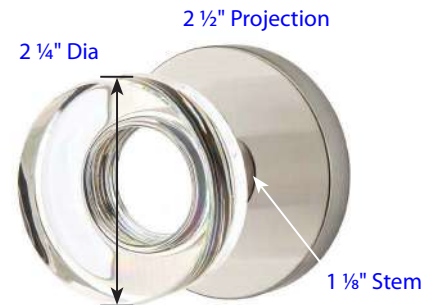
- **Extended** Door Thickness: 2 1/2" - 3"
- Extended Components:
  - Privacy Pin w/ Extension (for privacy sets)
  - Extra Long Inside Passage Half Spindle
  - 2 1/2" Rosette Screws
  - Extended Full-Lip Strike Plate



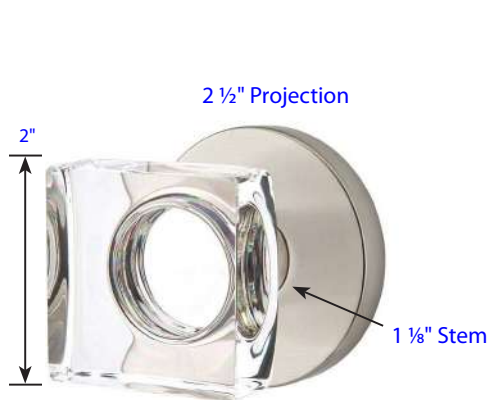
**Bristol - Modern (BL)**  
 with Square Rosette



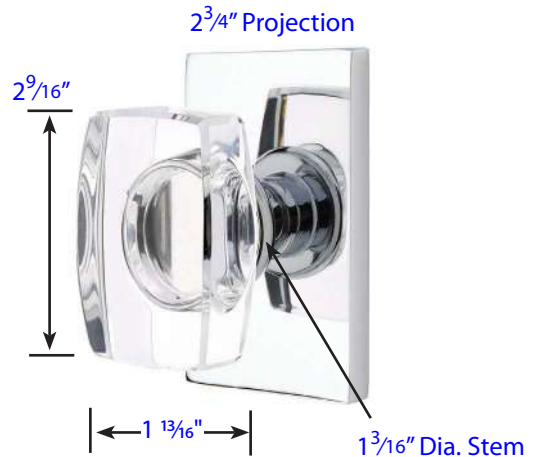
**Hampton - Modern (HT)**  
 with Neos Rosette



**Modern Disc Crystal (MDC)**  
 with Disk Rosette



**Modern Square Crystal (MSC)**  
 with Disk Rosette



**Windsor - Modern (WS)**  
 with Modern Rectangular Rosette

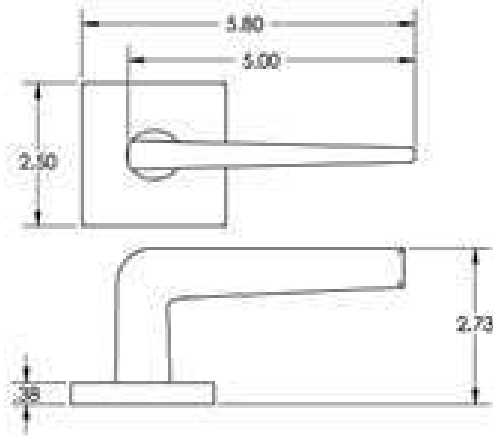
See page 7 rosette specification.

Door Thickness Specifications

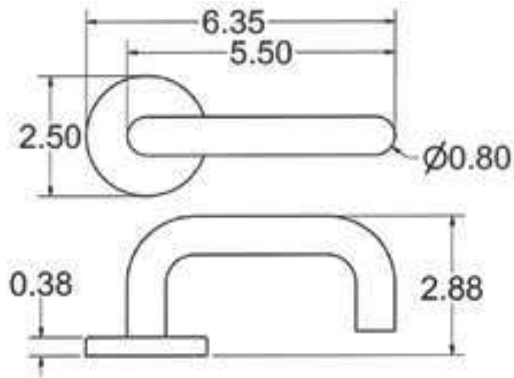
- Standard Door Thickness: 1 1/4" - 2"
- Standard Components:
  - Privacy Pin (for privacy sets)
  - Inside Passage Half Spindle
  - 1-1/2" Rosette Screws
  - Full-Lip Strike Plate

- **Extended** Door Thickness: 2" - 2 1/2"
- Extended Components:
  - Privacy Pin w/ Extension (for privacy sets)
  - Long Inside Passage Half Spindle
  - 2" Rosette Screws
  - Extended Full-Lip Strike Plate

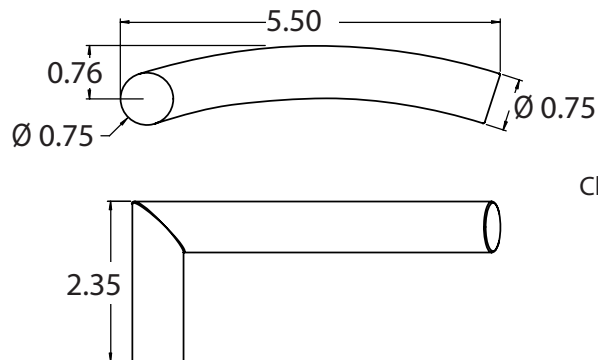
- **Extended** Door Thickness: 2 1/2" - 3"
- Extended Components:
  - Privacy Pin w/ Extension (for privacy sets)
  - Extra Long Inside Passage Half Spindle
  - 2-1/2" Rosette Screws
  - Extended Full-Lip Strike Plate



Clearance 1 1/2"



Clearance 1 5/8"



Clearance 1 1/16"

See page 16 for rosette specification.

Door Thickness Specifications

- Standard Door Thickness: 1 3/8" - 2"
- Privacy Pin (for privacy sets)
- Inside Passage Half Spindle
- 1 1/2" Socket Head Machine Screws
- Full-Lip Strike Plate

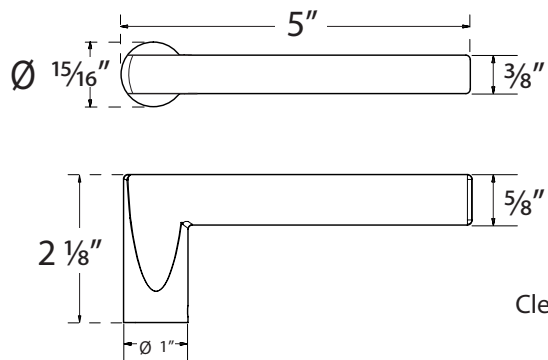
- **Extended** Door Thickness: 2" - 2 1/2"
- Privacy Pin w/ Extension (for privacy sets)
- Long Inside Passage Half Spindle
- 2" Socket Head Machine Screws
- Extended Full-Lip Strike Plate

- **Extended** Door Thickness: 2 1/2" - 2 3/4"
- Privacy Pin w/ Extension (for privacy sets)
- Long Inside Passage Half Spindle
- 2 1/2" Socket Head Machine Screws
- Extended Full-Lip Strike Plate



**Helios (HL)**

*with Square Rosette*

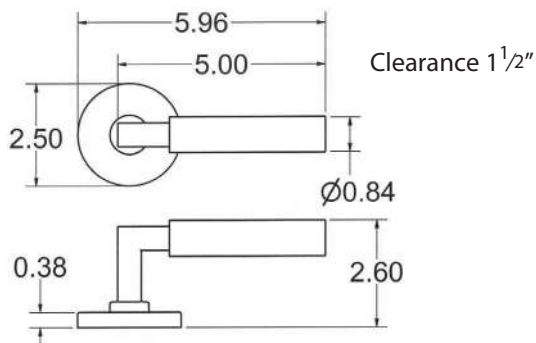


Clearance 1 1/2"



**Hercules (HS)**

*with Square Rosette*

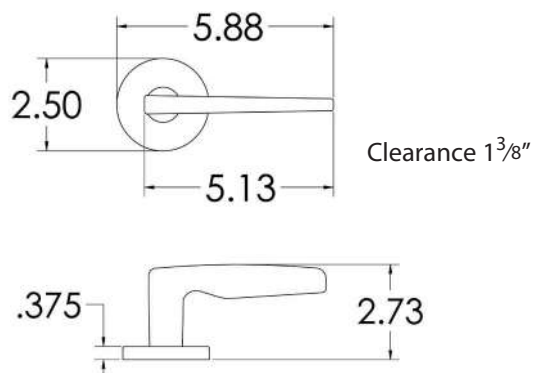


Clearance 1 1/2"



**Hermes (HES)**

*with Beveled Rosette*



Clearance 1 3/8"

See page 16 for rosette specification.

Door Thickness Specifications

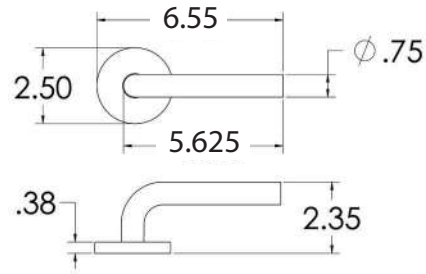
- Standard Door Thickness: 1 3/8" - 2"
- Standard Components:
  - Privacy Pin (for privacy sets)
  - Inside Passage Half Spindle
  - 1 1/2" Socket Head Machine Screws
  - Full-Lip Strike Plate

- **Extended** Door Thickness: 2" - 2 1/2"
- Extended Components:
  - Privacy Pin w/ Extension (for privacy sets)
  - Long Inside Passage Half Spindle
  - 2" Socket Head Machine Screws
  - Extended Full-Lip Strike Plate

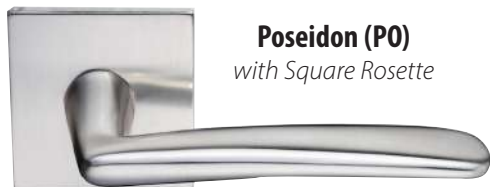
- **Extended** Door Thickness: 2 1/2" - 2 3/4"
- Extended Components:
  - Privacy Pin w/ Extension (for privacy sets)
  - Long Inside Passage Half Spindle
  - 2 1/2" Socket Head Machine Screws
  - Extended Full-Lip Strike Plate



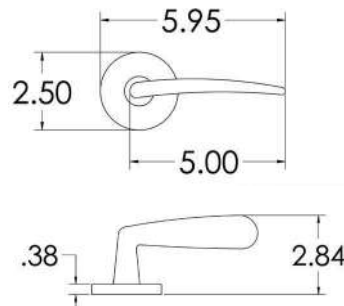
**Kiel (KL)**  
with Square Rosette



Clearance: 1¼"



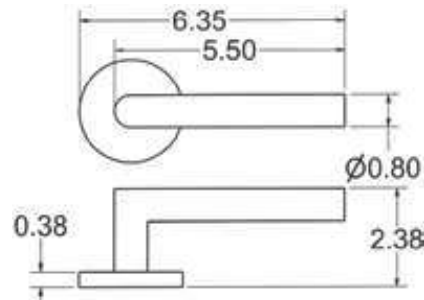
**Poseidon (PO)**  
with Square Rosette



Clearance: 1⅜"



**Stuttgart (STT)**  
with Disk Rosette



Clearance: 1¼"

See page 16 for rosette specification.

### Door Thickness Specifications

- Standard Door Thickness: 1<sup>3</sup>/<sub>8</sub>" - 2"
- Standard Components:
  - Privacy Pin (for privacy sets)
  - Inside Passage Half Spindle
  - 1<sup>1</sup>/<sub>2</sub>" Socket Head Machine Screws
  - Full-Lip Strike Plate

- **Extended** Door Thickness: 2" - 2<sup>1</sup>/<sub>2</sub>"
- Extended Components:
  - Privacy Pin w/ Extension (for privacy sets)
  - Long Inside Passage Half Spindle
  - 2" Socket Head Machine Screws
  - Extended Full-Lip Strike Plate

- **Extended** Door Thickness: 2<sup>1</sup>/<sub>2</sub>" - 2<sup>3</sup>/<sub>4</sub>"
- Extended Components:
  - Privacy Pin w/ Extension (for privacy sets)
  - Long Inside Passage Half Spindle
  - 2<sup>1</sup>/<sub>2</sub>" Socket Head Machine Screws
  - Extended Full-Lip Strike Plate

**Functions:**

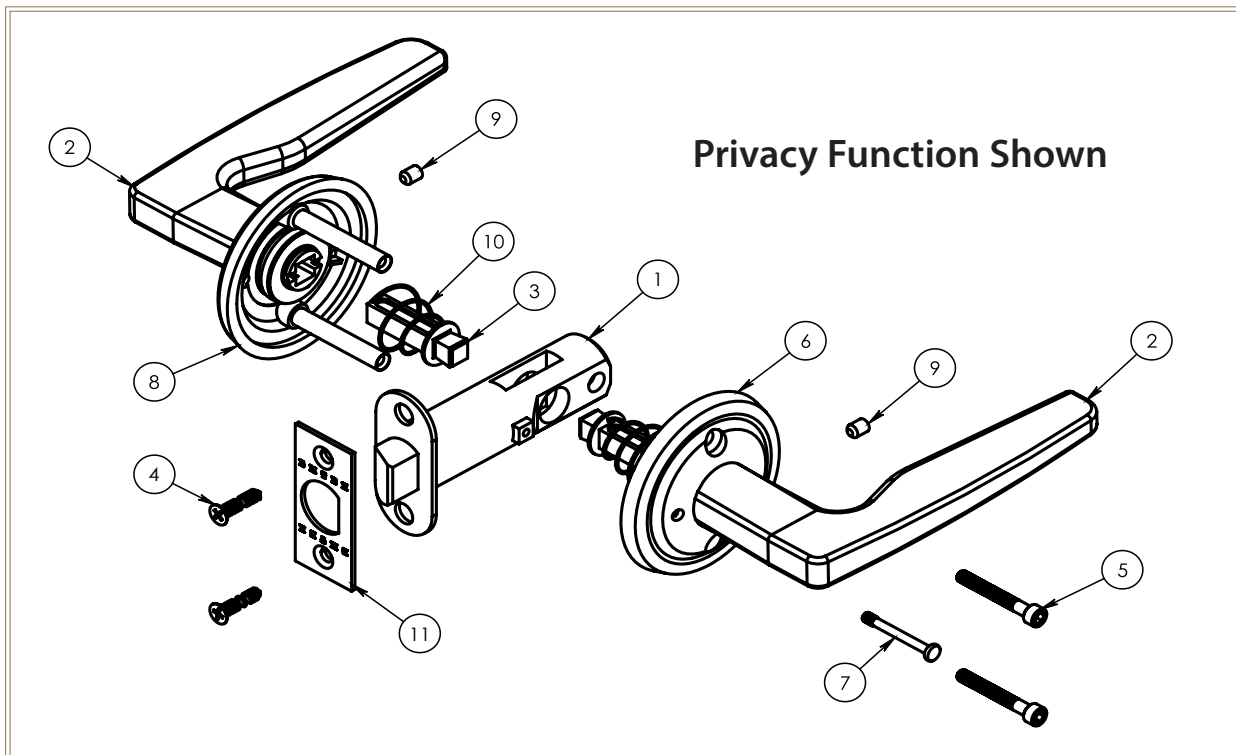
Passage: Lever operates from either side of door.

Privacy: Push button on the interior engages privacy. Turning the inside lever releases privacy and retracts latchbolt.

Dummy Pair: Surface mounted on threaded spindle. Requires no door prep.

**Door Prep Specifications:**

- Fits standard door prep--2<sup>1</sup>/<sub>8</sub>" face bore & 1" edge bore.
- Fits a range of door thickness from 1<sup>3</sup>/<sub>8</sub>" to 2". Thicker doors--please specify.



**Latches:**

- 28° retraction
- 8mm hub
- Split spindles
- 2<sup>3</sup>/<sub>8</sub>" backset standard
- 2<sup>3</sup>/<sub>4</sub>" backset available--please specify
- Brass nosebolt

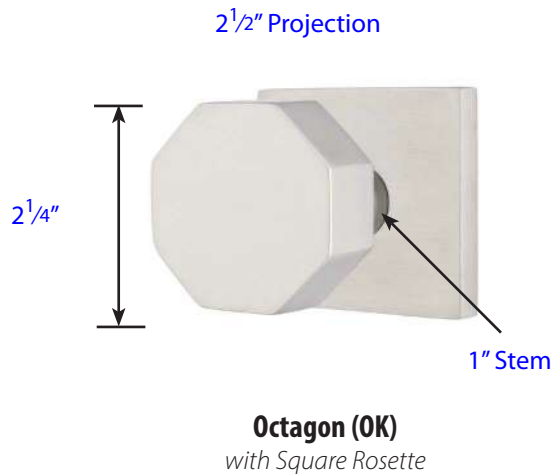
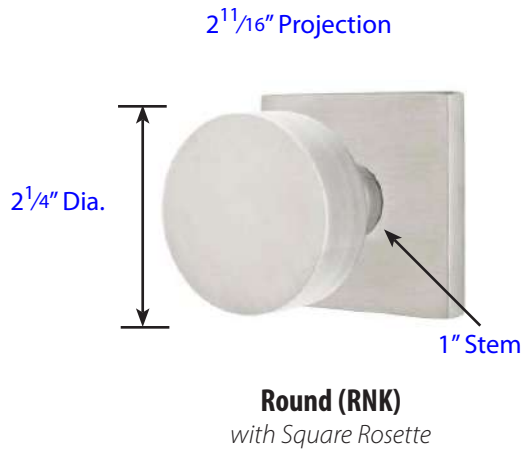
**Strike & Face Plates:**

- Strike Plate--1<sup>1</sup>/<sub>2</sub>"W x 2<sup>1</sup>/<sub>4</sub>"H
- Face Plate--1"W x 2<sup>1</sup>/<sub>4</sub>"H
- Full Lip strike is standard
- "T" strike optional--please specify
- Strike & faceplates are square cornered

**Legend**

- 1) Latch (Passage/Privacy)
- 2) Lever Handles
- 3) Spindles
- 4) Face Plate Wood Screws
- 5) Socket Hex Head Machine Screws
- 6) Inside Rosette
- 7) Privacy Pin (for Privacy Sets)
- 8) Outside Rosette
- 9) Set Screws
- 10) Spindle Spring
- 11) Latch Face Plate





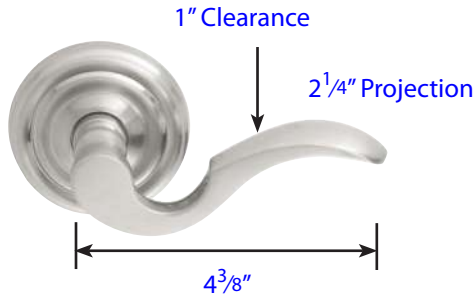
Rosettes
<p><b>3/8" Thick</b></p> <p>Beveled <b>DISCONTINUED</b></p>  <p>2<sup>7/16</sup>" Dia.</p>
<p>Disk</p>  <p>2<sup>1/2</sup>" Dia.</p>
<p>Square</p>  <p>2<sup>1/2</sup>" x 2<sup>1/2</sup>"</p>

Door Thickness Specifications

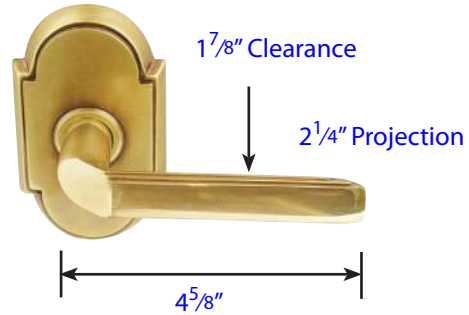
- Standard Door Thickness: 1<sup>3/8</sup>" - 2"
- Standard Components:
  - Privacy Pin (for privacy sets)
  - Inside Passage Half Spindle
  - 1<sup>1/4</sup>" Socket Head Machine Screws
  - Full-Lip Strike Plate

- **Extended** Door Thickness: 2" - 2<sup>1/2</sup>"
- Extended Components:
  - Privacy Pin w/ Extension (for privacy sets)
  - Long Inside Passage Half Spindle
  - 2" Socket Head Machine Screws
  - Extended Full-Lip Strike Plate

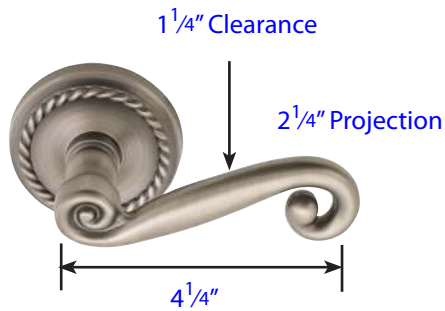
- **Extended** Door Thickness: 2<sup>1/2</sup>" - 2<sup>3/4</sup>"
- Extended Components:
  - Privacy Pin w/ Extension (for privacy sets)
  - Long Inside Passage Half Spindle
  - 2<sup>1/2</sup>" Socket Head Machine Screws
  - Extended Full-Lip Strike Plate



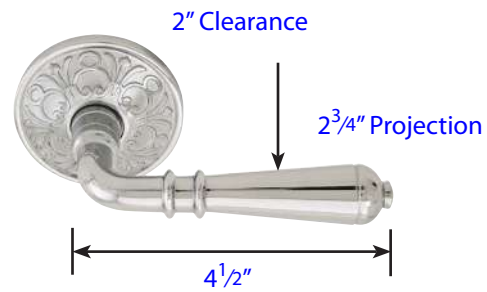
**Cortina (C)**  
with Regular Rosette



**Milano (M)**  
with #8 Rosette



**Rustic (R)**  
with Rope Rosette



**Turino (T)**  
with Lancaster Rosette

See page 19 for rosette specification.

### Door Thickness Specifications

- Standard Door Thickness: 1 1/4" - 2"
- Standard Components:
  - Privacy Pin (for privacy sets)
  - Inside Passage Half Spindle
  - 1 1/2" Rosette Screws
  - Full-Lip Strike Plate

- **Extended** Door Thickness: 2" - 2 1/2"
- Extended Components:
  - Privacy Pin w/ Extension (for privacy sets)
  - Long Inside Passage Half Spindle
  - 2" Rosette Screws
  - Extended Full-Lip Strike Plate

- **Extended** Door Thickness: 2 1/2" - 3"
- Extended Components:
  - Privacy Pin w/ Extension (for privacy sets)
  - Extra Long Inside Passage Half Spindle
  - 2 1/2" Rosette Screws
  - Extended Full-Lip Strike Plate