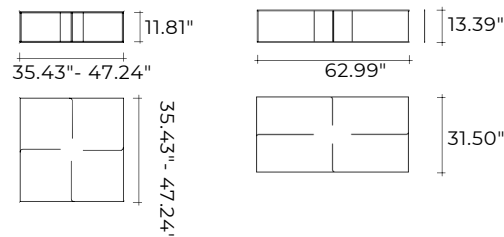




# quadra

DESIGN  
MATTEO NUNZIATI



portata sul piano: 60 kg  
load capacity on top: 60 kg

Tavolino contenitore composto da 4 elementi in vetro curvato da 0.39" interposti tra 2 piani in vetro da 10 mm. Piano superiore e divisori in vetro extralight; basi nelle seguenti varianti: vetro extralight trasparente,

vetro extralight retroverniciato, vetro extralight retroargentato, vetro bronzo retroargentato. Coffee table/storage unit composed of 4 elements in 0.39" curved glass

mounted between two 0.39" glass racks. Top and partitions in extralight glass, bases available in extralight glass, back-painted extralight glass, extralight mirrored glass, back-silvered bronze glass.

| dimensioni L, P, H<br>dimensions L, W, H                                                                                       | COD./CODE | L      | P/W    | H      | peso netto<br>net weight<br>(kg) | peso lordo<br>gross weight<br>(kg) | volume imballo<br>package volume<br>(m <sup>3</sup> ) |
|--------------------------------------------------------------------------------------------------------------------------------|-----------|--------|--------|--------|----------------------------------|------------------------------------|-------------------------------------------------------|
| Tavolino con base in vetro extralight.<br>Coffee table with extralight glass base.                                             | QU/90X    | 35.43" | 35.43" | 11.81" | 62                               | 88                                 | 0,48                                                  |
|                                                                                                                                | QU/120X   | 47.24" | 47.24" | 11.81" | 101                              | 140                                | 0,80                                                  |
|                                                                                                                                | QU/160X   | 62.99" | 31.50" | 13.39" | 96                               | 133                                | 0,80                                                  |
| Tavolino con base in vetro extralight retro verniciata bianca.<br>Coffee table with extralight white back-paintend glass base. | QU/90B    | 35.43" | 35.43" | 11.81" | 62                               | 88                                 | 0,48                                                  |
|                                                                                                                                | QU/120B   | 47.24" | 47.24" | 11.81" | 101                              | 140                                | 0,80                                                  |
|                                                                                                                                | QU/160B   | 62.99" | 31.50" | 13.39" | 96                               | 133                                | 0,80                                                  |
| Tavolino con base in vetro extralight retro verniciata nera.<br>Coffee table with extralight black back-paintend glass base.   | QU/90N    | 35.43" | 35.43" | 11.81" | 62                               | 88                                 | 0,48                                                  |
|                                                                                                                                | QU/120N   | 47.24" | 47.24" | 11.81" | 101                              | 140                                | 0,80                                                  |
|                                                                                                                                | QU/160N   | 62.99" | 31.50" | 13.39" | 96                               | 133                                | 0,80                                                  |
| Tavolino con base in vetro extralight retroargentata.<br>Coffee table with extralight back-silvered glass base.                | QU/90S    | 35.43" | 35.43" | 11.81" | 62                               | 88                                 | 0,48                                                  |
|                                                                                                                                | QU/120S   | 47.24" | 47.24" | 11.81" | 101                              | 140                                | 0,80                                                  |
|                                                                                                                                | QU/160S   | 62.99" | 31.50" | 13.39" | 96                               | 133                                | 0,80                                                  |
| Tavolino con base in vetro bronzo retroargentato.<br>Coffee table with bronze back-silvered glass base.                        | QU/90BR   | 35.43" | 35.43" | 11.81" | 62                               | 88                                 | 0,48                                                  |
|                                                                                                                                | QU/120BR  | 47.24" | 47.24" | 11.81" | 101                              | 140                                | 0,80                                                  |
|                                                                                                                                | QU/160BR  | 62.99" | 31.50" | 13.39" | 96                               | 133                                | 0,80                                                  |

## DIMENSIONI SU RICHIESTA *\_CUSTOM DIMENSIONS*

Per misure comprese tra 35.43" < x < 46.85" vengono usati gli elementi curvi del tavolo da 35.43"x35.43", per misure maggiori di > 47.24" si utilizzano i vetri curvi del tavolo da 47.24"x47.24".  
For sizes between 35.43" < x < 46.85" curved elements of the 35.43"x35.43" table are used, for sizes over 47.24" curved glasses of the 47.24"x47.24" table are used.

| FINITURA BASI<br>BASE FINISH                                             | SPESSORE<br>THICKNESS |
|--------------------------------------------------------------------------|-----------------------|
| Vetro extralight retrolaccato RAL<br>Extralight RAL glass back-lacquered | 0.39"                 |
| Vetro fumè retroargentato<br>Smoked glass back-silvered                  | 0.39"                 |

---

FINITURE  
FINISHES


---

Struttura in vetro curvato  
Curved glass structure



vetro extralight  
extralight glass

Piano in vetro  
Glass top



vetro extralight  
extralight glass


Base in vetro  
Glass top




vetro extralight  
extralight glass



vetro extralight  
retroverniciato bianco  
extralight white  
back-painted glass



vetro extralight  
retroverniciato nero  
extralight black  
back-painted glass



vetro extralight retroargentato  
extralight back-silvered glass



vetro bronzo retroargentato  
bronze back-silvered glass