

# echo

DESIGN MARCEL  
WANDERS

modello registrato  
registered model

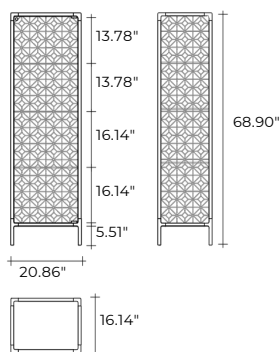
portata su ogni piano: 20 kg  
portata sul top: 10 kg (Art. ECV53, ECV101);  
30 kg (Art. ECV201, ECV250)  
load capacity on each shelf: 20 kg  
load capacity on the top: 10 kg (Art. ECV53, ECV101);  
30 kg (Art. ECV201, ECV250)

Vetrina con struttura in alluminio verniciato, disponibile nelle finiture Champagne Metallizzato, Greige Metallizzato e Grigio Vulcano. Base in vetro extralight da 0.24" temperato retroverniciato in tinta con la struttura; corpo vetrina ed ante in vetro extralight, fumé o bronzo da 0.24" fuso a gran fuoco e temperato; ripiani in vetro extralight da 0.31" temperato.

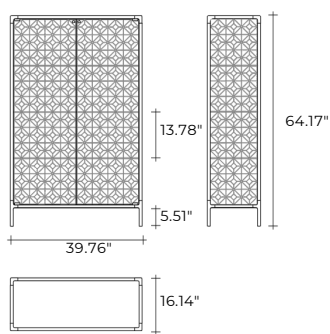
La vetrina è disponibile anche in vetro piano (non fuso) ed in vetro semiriflettente. Sistema di illuminazione a LED integrato nei montanti frontali della struttura (opzionale).  
*Showcase with varnished aluminium profiles, available in Metallic Champagne, Metallic Greige or Vulcan Grey finishes. Base in 0.24"*

*thick tempered and back lacquered extralight glass of the same profiles color; relevant glass structure and doors in 0.24" thick extralight, smoke or bronze tempered and fused glass; inner shelves in 0.31" thick extralight tempered glass. The showcase is also available in float (non fused) glass and in semi reflecting glass. LED lighting system integrated in the structure frontal pillars (optional).*

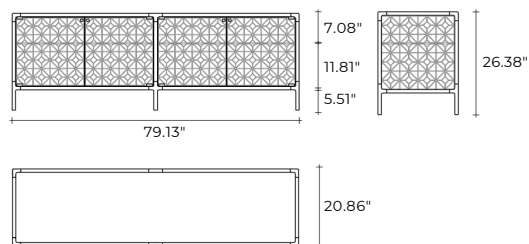
ECV53



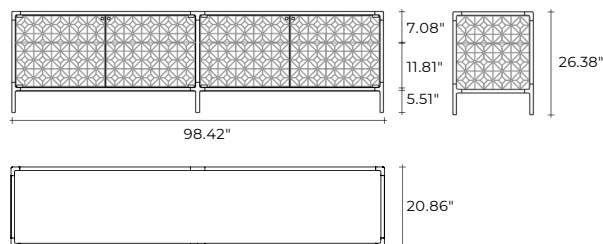
ECV101



ECV201



ECV250



dimensioni L, P, H dimensions L, W, H	COD./CODE	L	P/W	H	peso netto net weight (kg)	peso lordo gross weight (kg)	volume imballo package volume (m <sup>3</sup> )
Corpo vetrina ed ante in vetro liscio. <i>Glass structure and doors in flat glass.</i>	ECV53/	20.86"	16.14"	68.90"	64	99	0,685
	ECV101/	39.76"	16.14"	64.17"	98	144	1,12
	ECV201/	79.13"	20.86"	26.38"	98	164	1,37
	ECV250/	98.42"	20.86"	26.38"	122	196	1,65
Corpo vetrina ed ante in vetro fuso. <i>Glass structure and doors in fused glass.</i>	ECV53/	20.86"	16.14"	68.90"	64	99	0,685
	ECV101/	39.76"	16.14"	64.17"	98	144	1,12
	ECV201/	79.13"	20.86"	26.38"	98	164	1,37
	ECV250/	98.42"	20.86"	26.38"	122	196	1,65

Vetrina con sistema di illuminazione LED integrato nei montanti frontali della struttura:  
*Showcase with LED lighting system integrated in the structure frontal pillars:*

Kit luce non vendibile separatamente.  
*Not for separate sale.*

\* Prodotto marcato CE, disponibile solo per mercato europeo.  
*\* CE certification, only for European countries available.*

PROFILI IN ALLUMINIO ALUMINIUM PROFILES		
Champagne Metallizzato <i>Metallic Champagne</i>	Grigio Vulcano <i>Vulcan grey</i>	Greige metallizzato <i>Metallic Greige</i>
CH	VU	GM
CORPO ED ANTE IN VETRO LISCIO (NON FUSO) STRUCTURE AND DOORS IN FLAT GLASS (NOT FUSED)		
Vetro extralight <i>Extralight glass</i>	Vetro fumè <i>Smoked glass</i>	Vetro semi-riflettente <i>Semi-reflective glass</i>
EX	GR	ST
CORPO ED ANTE IN VETRO FUSO - TEXTURE "ECHO" STRUCTURE AND DOORS IN FUSED GLASS - "ECHO" TEXTURE		
Vetro extralight fuso <i>Fused extralight glass</i>	Vetro fumè fuso <i>Fused smoked glass</i>	Vetro bronzo fuso <i>Fused bronze glass</i>
VFEX	VFGR	VFBR

---


FINITURE  
FINISHES

---

Struttura in alluminio  
Aluminium structure



Champagne Metallizzato  
Metallic Champagne



Grigio Vulcano  
Vulcan grey



Greige metallizzato  
Metallic greige

Vetro piano  
Flat glass



vetro extralight  
extralight glass



Vetro fumé  
Smoked glass



Vetro Stopsol Classic Clear  
Stopsol Classic Clear glass

Vetro fuso  
Fused glass



Vetro extralight fuso  
Fused extralight glass



Vetro fumé fuso  
Fused smoked glass



Vetro bronzo fuso  
Fused bronze glass