

PRIMA MATERIA

CONCRETE . PATTERN . TEXTURE




KRONOS
CERAMICHE

C E M E N T O

S A N D A L O

C E N E R E

S P E S S O R E T H I C K N E S S 6 M M

120x240

120x120

S P E S S O R E T H I C K N E S S 1 0 M M

80x180

80x80

40x80

20x80

60x120

20x120

60x60

60x120 E S A G O N O

60x120 L I S C A

S P E S S O R E T H I C K N E S S 2 0 M M

80x180

80x80

40x120

20x120

60x60

SKE2.0



PRIMA MATERIA

CONCRETE . PATTERN . TEXTURE

PRIMA MATERIA SVILUPPA LE SUGGERZIONI MATERICHE DELLA SUPERFICIE CEMENTO PER SOLUZIONI DIFFERENZIATE E CREATIVE, INTERNI E OUTDOOR, PUBBLICO E RESIDENZIALE.


3 COLORI NEUTRI, 3 FINITURE: NATURALE, CERATO E GRIP PER PERSONALIZZARE UN PROGETTO COMPLETO, STRAORDINARIAMENTE COORDINATO. CAMPITURE OMOGENEE A PAVIMENTO, TRAME LEGGERE PER IL RIVESTIMENTO DI INTERNI, ESAGONO E LISCA, MA ANCHE UNA SPICCATA SENSIBILITÀ PER L'OUTDOOR CON I PAVIMENTI IN 2 CM E I NUOVI MURI IN 3D.

IN ABBINAMENTO ANCHE LA LUMINOSA SUPERFICIE TALCO CON LE DELICATE TEXTURE DÉGRADÉ, LINEE E ROMBI. PRIMA MATERIA DEFINISCE UN NUOVO STILE DELL'ABITARE DOVE OGNI ELEMENTO TROVA IL GIUSTO EQUILIBRIO.

PRIMA MATERIA DEVELOPS THE MATERIAL SUGGESTIONS OF THE CONCRETE SURFACES FOR DIFFERENTIATED AND CREATIVE SOLUTIONS FOR INDOOR AND OUTDOOR, PUBLIC AND RESIDENTIAL AREAS.

3 NEUTRAL COLOURS, THREE STYLES: NATURAL, SMOOTH AND GRIP TO PERSONALIZE A COMPLETE, EXTRAORDINARILY WELL-MATCHED PROJECT. HOMOGENEOUS FLOOR BACKGROUNDS, HEXAGON AND FISHBONE PATTERNS FOR INTERIOR COVERING AND ALSO A MARKED SENSITIVITY FOR THE OUTDOOR USE WITH 2 CM THICKNESS FLOOR AND THE NEW 3D WALLS.

PRIMA MATERIA DEFINES A NEW STYLE OF LIVING IN WHICH EVERY ELEMENT FINDS THE RIGHT BALANCE.



CERATO

NATURALE



NO 1

HOME

CEMENTO

SOGGIORNO - LIVING

09

CUCINA - KITCHEN

14

BAGNO - BATHROOM

18

SOGGIORNO - LIVING

22

CUCINA - KITCHEN

24

SOGGIORNO - LIVING

28

BAGNO - BATHROOM

44

ESTERNO - OUTDOOR

48

PISCINA - POOL

52

ESTERNO - OUTDOOR

60

CENERE

SCALE - STAIRS

30

BAGNO - BATHROOM

34

ESTERNO - OUTDOOR

56

SANDALO

BAGNO - BATHROOM

38

BAGNO - BATHROOM

40

BORDO PISCINA - POOL EDGES


54



ALCUNI PRODOTTI NON DISPONIBILI.
GAMMA AGGIORNATA SUL SITO WEB.

SOME PRODUCTS UNAVAILABLE.
UPDATED RANGE ON THE WEBSITE.



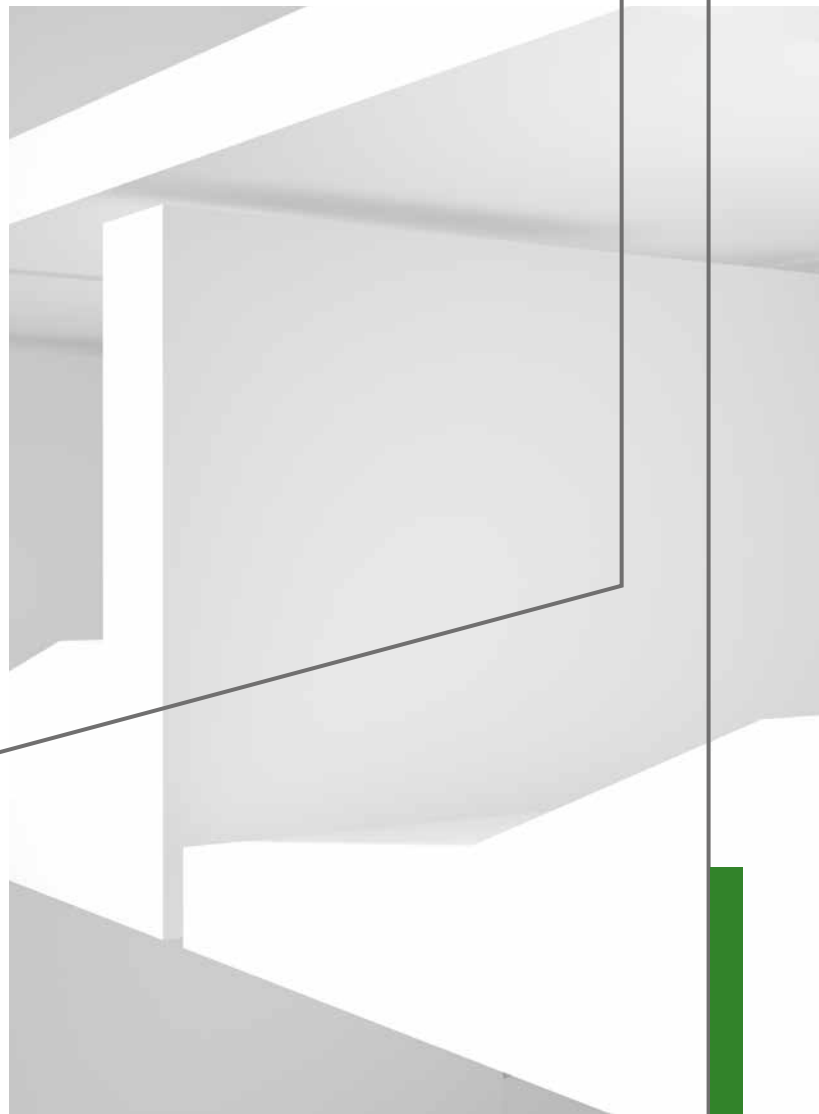


FLOOR/WALL: 80x180 CEMENTO RETT.





FLOOR: 80x180 CEMENTO RETT.



FLOOR: 80x80 CEMENTO RETT.

WALL: 60x120 CEMENTO ESAGONO






WALL: 60x120 CEMENTO ESAGONO

FLOOR: 60x60 CEMENTO RETT.

WALL: 80x180 CEMENTO RETT. - 60x120 CEMENTO LISCA





FLOOR: 60x60 CEMENTO RETT.

WALL: 80x180 CEMENTO RETT. - 60x120 CEMENTO LISCA



FLOOR: 120X120 CEMENTO RETT.

WALL: 120X240 TALCO RETT.



FLOOR: 120X120 PRIMA MATERIA CEMENTO RETT.
KITCHEN DOORS: TALCO RETT.
COUNTERTOP: TALCO RETT.




FLOOR: 120X120 PRIMA MATERIA CEMENTO RETT.
KITCHEN DOORS: TALCO RETT.
COUNTERTOP: TALCO RETT.





FLOOR: 120X120 PRIMA MATERIA CEMENTO RETT.
WALL: 120X240 TALCO RETT.



FLOOR: 80x180 CENERE RETT.

STEPS: CENERE





FLPQBOR\$0X0RQ80ENRERRETT.

STEPSPSENERERE



FLOOR: 60x60 CENERE RETT.

WALL: 60x120 CENERE CERATO RETT. - 60x120 TALCO - 60x120 SETE TALCO ROMBI




WALL: 60x120 CENERE CERATO RETT. - 60x120 SETE TALCO ROMBI



FLOOR: 120x120 PRIMA MATERIA SANDALO RETT.

WALL: 120x240 TALCO RETT.





FLOOR: 60x60 SANDALO RETT.

WALL: 60x120, 30x120 TALCO - 60x120 SETE TALCO DÉGRADÉ



FLOOR: 60x60 SANDALO RETT.


WALL: 60x120, 30x120 TALCO - 60x120 SETE TALCO DÉGRADÉ








FLOOR: 80x80 CEMENTO RETT.
WALL: 60x120 SETE TALCO LINEE
TOP: CEMENTO





FLOOR: 40x120, 20x120 CEMENTO 2.0

WALL: 29x120 CEMENTO SUNSET 3D





FLOOR: 40x120, 20x120 CEMENTO 2.0
ПАРКЕТ: 20x120 СЕМЕНТ 2.0



F L OFA RD O R G O X 6 0 0 X 6 0 0 E M C E M T E O N T 2 0 , 0 2 . 0

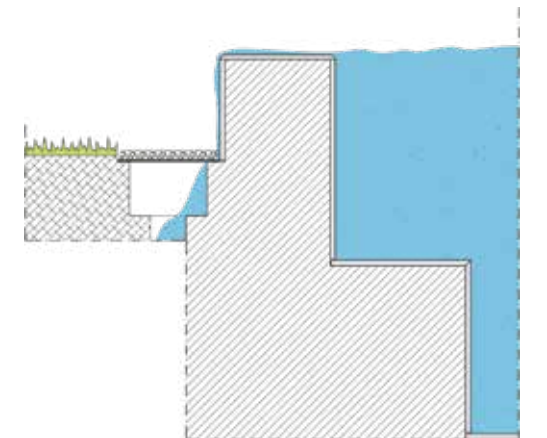
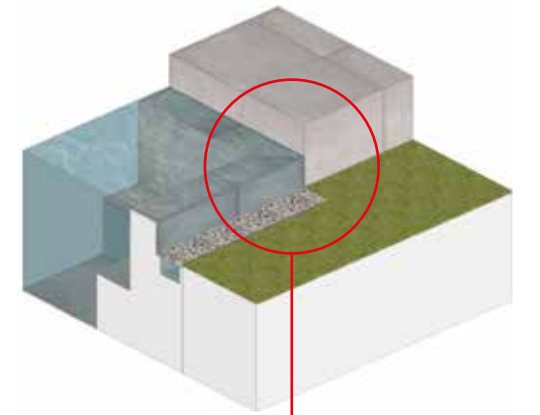
P O O P L O O B L D G E E D S S E S S A N S D A N D O A L O



FLOOR: 60x60 CEMENTO 2.0

POOL EDGES: SANDALO

SFIORO ESTERNO CON BORDO A CASCATA
EXTERNAL ELEVATED WATER LEVEL WITH
WATER FALL EDGE






FLOOR, WALL AND STAIRWAY: 40x120 CENERE 2.0



FLOOR, WALL AND STAIRWAY: 40x120 CENERE 2.0





FLOOR: 80x80 CENERE 2.0



ZERODUE

NO 2


PUBBLIC

CENERE - SANDALO
HOTEL

51

SANDALO
RISTORANTE - RESTAURANT

58







FLOOR: 80X180 CENERE CERATO RETT.
RECEPTION DESK: SANDALO
WALL: 29X29 SANDALO MURO 3D



FLOOR: 80x180 CENERE CERATO RETT.
RECEPTION DESK: SANDALO




WALL: 29x29 SANDALO MURO 3D






FLOOR: 60x60 SANDALO 2.0
WALL: 29x120 SANDALO SUNSET 3D



FLOOR: 60x60 SANDALO 2.0
WALL: 29x120 SANDALO SUNSET 3D



NO 1 CEMENTO

MAXI


SPESSORE / THICKNESS 10 MM

80x180
32"x72"




8100 CEMENTO rett.
8105 CEMENTO cerato rett.

80x80
32"x32"




8110 CEMENTO rett.
8115 CEMENTO cerato rett.

40x80
16"x32"



8120 CEMENTO rett.
8130 CEMENTO cerato rett.
8135 CEMENTO grip rett.

20x80
8"x32"



8175 CEMENTO rett.
8180 CEMENTO cerato rett.

4,6x60
1 3/4"x24"



BATTISCOPA
A8185 CEMENTO

SPESSORE / THICKNESS 6 MM

120x240
48"x96"




8127 CEMENTO rett.

120x120
48"x48"




8144 CEMENTO rett.

60x120
24"x48"



8140 CEMENTO rett.
8150 CEMENTO cerato rett.
8155 CEMENTO grip rett.

20x120
8"x48"



8160 CEMENTO rett.
8165 CEMENTO cerato rett.
8170 CEMENTO grip rett.


60x60
24"x24"



8231 CEMENTO rett.
8236 CEMENTO cerato rett.
8241 CEMENTO grip rett.

SKE2.0 SPESSORE / THICKNESS 20 MM

80x180
32"x72"



8038 CEMENTO 2.0

80x80
32"x32"




8075 CEMENTO 2.0

60x60
24"x24"




8062 CEMENTO 2.0

40x120
16"x48"



8095 CEMENTO 2.0

20x120
8"x48"



8090 CEMENTO 2.0



60x120
24"x48"



8206 CEMENTO
ESAGONO

60x120
24"x48"



8211 CEMENTO
LISCA

ALCUNI PRODOTTI NON DISPONIBILI.
GAMMA AGGIORNATA SUL SITO WEB.
SOME PRODUCTS UNAVAILABLE.
UPDATED RANGE ON THE WEBSITE.

MOSAICO
MIX



30x30-12"x12"
tessere 3x3
8195 CEMENTO

MOSAICO
STICK MIX



21x40-8 1/4"x16"
tessere 2x40 - 4,5x40
8201 CEMENTO

MOSAICO
MURO 3D



29x29-11 1/2"x11 1/2"
tessere 9,5x14,5 - 4,5x19,5
8190 CEMENTO

MOSAICO
SUNSET 3D



29x120-11 1/2"x48"
tessere 4,5x120 - 14,5x120
8221 CEMENTO

NO 2 CENERE

MAXI

SPESSORE / THICKNESS 10 MM

80x180
32"x72"



8101 CENERE rett.
8106 CENERE cerato rett.

80x80
32"x32"




8111 CENERE rett.
8116 CENERE cerato rett.

40x80
16"x32"



8121 CENERE rett.
8131 CENERE cerato rett.
8136 CENERE grip rett.

20x80
8"x32"



8176 CENERE rett.
8181 CENERE cerato rett.

4,6x60
1 3/4"x24"



BATTISCOPA
A8186 CENERE

SPESSORE / THICKNESS 6 MM

120x240
48"x96"



8128 CENERE rett.

120x120
48"x48"




8145 CENERE rett.

60x120
24"x48"



8141 CENERE rett.
8151 CENERE cerato rett.
8156 CENERE grip rett.

20x120
8"x48"



8161 CENERE rett.
8166 CENERE cerato rett.
8171 CENERE grip rett.


60x60
24"x24"



8232 CENERE rett.
8237 CENERE cerato rett.
8242 CENERE grip rett.

SKE2.0 SPESSORE / THICKNESS 20 MM

80x80
32"x32"




8076 CENERE 2.0

60x60
24"x24"




8063 CENERE 2.0

40x120
16"x48"



8096 CENERE 2.0

20x120
8"x48"



8091 CENERE 2.0



60x120
24"x48"



8207 CENERE
ESAGONO


60x120
24"x48"



8212 CENERE
LISCA

ALCUNI PRODOTTI NON DISPONIBILI.
GAMMA AGGIORNATA SUL SITO WEB.
SOME PRODUCTS UNAVAILABLE.
UPDATED RANGE ON THE WEBSITE.

MOSAICO
MIX



30x30-12"x12"
tessere 3x3
8196 CENERE

MOSAICO
STICK MIX



21x40-8 1/4"x16"
tessere 2x40 - 4,5x40
8202 CENERE

MOSAICO
MURO 3D



29x29-11 1/2"x 11 1/2"
tessere 9,5x14,5 - 4,5x19,5
8191 CENERE

MOSAICO
SUNSET 3D



29x120-11 1/2"x48"
tessere 4,5x120 - 14,5x120
8222 CENERE

NO 3 SANDALO

MAXI

SPESSORE / THICKNESS 10 MM

80x180
32"x72"



8103 SANDALO rett.
8108 SANDALO cerato rett.

80x80
32"x32"




8113 SANDALO rett.
8118 SANDALO cerato rett.

40x80
16"x32"



8123 SANDALO rett.
8133 SANDALO cerato rett.
8138 SANDALO grip rett.

20x80
8"x32"



8177 SANDALO rett.
8182 SANDALO cerato rett.

4,6x60
1 3/4"x24"



BATTISCOPA
A8188 SANDALO

SPESSORE / THICKNESS 6 MM

120x240
48"x96"



8129 SANDALO rett.

120x120
48"x48"



8146 SANDALO rett.

60x120
24"x48"



8143 SANDALO rett.
8153 SANDALO cerato rett.
8158 SANDALO grip rett.

20x120
8"x48"



8163 SANDALO rett.
8168 SANDALO cerato rett.
8173 SANDALO grip rett.

60x60
24"x24"



8233 SANDALO rett.
8238 SANDALO cerato rett.
8243 SANDALO grip rett.


SKE2.0 SPESSORE / THICKNESS 20 MM

80x80
32"x32"



8077 SANDALO 2.0

60x60
24"x24"




8064 SANDALO 2.0

40x120
16"x48"




8098 SANDALO 2.0

20x120
8"x48"



8093 SANDALO 2.0




60x120
24"x48"



8209 SANDALO
ESAGONO


60x120
24"x48"



8214 SANDALO
LISCA

ALCUNI PRODOTTI NON DISPONIBILI.
GAMMA AGGIORNATA SUL SITO WEB.
SOME PRODUCTS UNAVAILABLE.
UPDATED RANGE ON THE WEBSITE.

MOSAICO
MIX



30x30-12"x12"
tessere 3x3
8198 SANDALO

MOSAICO
STICK MIX



21x40-8 1/4"x16"
tessere 2x40 - 4,5x40
8204 SANDALO

MOSAICO
MURO 3D




29x29-11 1/2"x11 1/2"
tessere 9,5x14,5 - 4,5x19,5
8193 SANDALO

MOSAICO
SUNSET 3D



29x120-11 1/2"x48"
tessere 4,5x120 - 14,5x120
8224 SANDALO


MURO 3D



29x29 mosaico muro 3d



SCHEMA DI POSA A





SCHEMA DI POSA B

SUNSET 3D




29x120 sunset 3d



TALCO


SPESSORE / THICKNESS 10 MM

60x120
24"x48"



4251 TALCO

30x120
12"x48"



4252 TALCO

30x30
12"x12"



tessere 2x2
4256 TALCO



tessere 2x4
4257 TALCO

15x120
6"x48"



tessere 2x120
4258 TALCO

60x120
24"x48"



4255 TALCO DÉGRADÉ

60x120
24"x48"



4254 TALCO LINEE

60x120
24"x48"



4259 TALCO ROMBI

MAXI

SPESSORE / THICKNESS 6 MM

120x240
48"x96"



4273 TALCO rett.

120x120
48"x48"



4274 TALCO rett.

TALCO

DÉGRADÉ

LINEE

ROMBI




⚠ ALCUNI PRODOTTI NON DISPONIBILI.
GAMMA AGGIORNATA SUL SITO WEB.
SOME PRODUCTS UNAVAILABLE.
UPDATED RANGE ON THE WEBSITE.

IMBALLI_PACKAGING_EMBALLAGES_VERPACKUNGEN

PRIMA MATERIA	Thickness	Pezzi per scatola	M ² per scatola	Kg per scatola	Scatole per pallet	M ² per pallet	KG per pallet
120x240 - 48"x96"	6	1	2,88	40,00	20	57,60	820
120x120 - 48"x48"	6	2	2,88	41,00	24	69,12	1.004
80x180 - 32"x72"	10	2	2,88	67,00	20	57,60	1.360
80x80 - 32"x32"	10	2	1,28	30,00	40	51,20	1.220
40x80 - 16"x 32"	10	3	0,96	22,00	56	53,76	1.252
20x80 - 8"x 32"	10	6	0,96	21,50	48	46,08	1.052
60x120 - 24"x 48"	10	2	1,44	33,50	30	43,20	1.025
60x60 - 24"x 24"	10	3	1,08	25,00	40	43,20	1.020
20x120 - 8"x 48"	10	6	1,44	31,00	24	34,56	764
30x30 - mosaico - 12"x 12"	10	10	0,90	18,00	30	27,00	560
29x29 - muro 3D - 11½"x 11½"	-	4	0,34	8,00	54	18,36	452
21x40 - stick mix 8¼"x 16"	-	5	0,42	8,00	42	17,64	356
29x120 - sunset 3D - 11½"x 48"	-	2	0,70	16,00	10	7,00	180
SKE 2.0 40x120 - 16"x 48"	20	2	0,96	44,50	24	23,04	1.088
SKE 2.0 20x120 - 8"x 48"	20	3	0,72	32,00	24	17,28	788
SKE 2.0 60x60 - 24"x 24"	20	2	0,72	32,60	30	21,60	998
SKE 2.0 80x80 - 32"x32"	20	2	1,28	58,50	24	30,72	1.424
SKE 2.0 80x180 - 32"x72"	20	1	1,44	67,00	20	28,80	1.360

TALCO	Thickness	Pezzi per scatola	M ² per scatola	Kg per scatola	Scatole per pallet	M ² per pallet	KG per pallet
120x240 - 48"x96"	6	1	2,88	40,00	20	57,60	820
120x120 - 48"x48"	6	2	2,88	42,00	24	69,12	1.028
60x120 - 24"x 48"	10	2	1,44	33,00	30	43,20	1.010
60x120 - 24"x 48" linee/degradé/rombi	10	2	1,44	32,00	-	-	-
30x120 - 12"x 48"	10	3	1,08	24,80	40	43,20	1.012
30x30 - mosaico 12"x 12"	10	10	0,90	18,00	30	27,00	560
15x120 - 6"x 48" tessere 2x120	10	4	0,18	14,50	-	-	-

CARATTERISTICHE TECNICHE_TECHNICAL CHARACTERISTICS_CARACTÉRISTIQUES TECHNIQUES_TECHNISCHE DATEN

NORME STANDARDS NORMES NORMEN	CARATTERISTICHE E PROPRIETÀ CHARACTERISTICS OR PROPERTIES CARACTÉRISTIQUES OU PROPRIÉTÉS EIGENSCHAFTEN UND GÜTEMERKMALE	SECONDO LE NORME COMPLIANCE WITH STANDARDS CONFORME AUX NORMES ENTSPRECHEND DEN NORMEN UNI EN 14411 G	
ISO 10545-2	Spessore - Thickness Épaisseur - Stärke	10 mm	Conforme alle norme - Complies with standard Conforme aux normes - Normgerecht
	Lunghezza e larghezza - Length and width Longueur et largeur - Länge und Breite	+/- 0,3 %	Conforme alle norme - Complies with standard Conforme aux normes - Normgerecht
ISO 10545-3	Assorbimento d' acqua - Water absorption Absorption d'eau - Wasseraufnahme	E <= 0,04 %	Conforme alle norme - Complies with standard Conforme aux normes - Normgerecht
ISO 10545-4	Resistenza alla flessione - Bending strength Résistance à la flexion - Biegezugfestigkeit	-	53 N/mm ²
ISO 10545-6	Resistenza all'abrasione - Resistance to deep abrasion Résistance à l'abrasion profonde - Tiefenabrieb	<128 mm ³	Conforme alle norme - Complies with standard Conforme aux normes - Normgerecht
ISO 10545-8	Coefficiente di dilatazione termica lineare - Coefficient of linear thermal expansion Coefficient d'extension thermique lineaire - Linear wärmeausdehnungs-koeffizient	-	α=7x10 ⁻⁶ /°C ⁻¹
ISO 10545-9	Resistenza agli sbalzi termici - Thermal shock resistance Résistance aux écarts thermiques - Temperaturwechselbeständigkeit	Richiesta - Requested Demandée - Auf Anfrage	Conforme alle norme - Complies with standard Conforme aux normes - Normgerecht
ISO 10545-12	Resistenza al gelo - Frost resistance Résistance au gel - Frostbeständigkeit	Richiesta - Requested Demandée - Auf Anfrage	Conforme alle norme - Complies with standard Conforme aux normes - Normgerecht
ISO 10545-13	Resistenza agli agenti chimici - Chemical resistance Résistance à l'attaque chimique - Beständigkeit gegen Chemikalien	-	UA ULA UHA
ISO 10545-14	Resistenza alle macchie - Resistance to stain Résistance aux taches - Fleckenfestigkeit	-	Classe 5
EN 13501 - 1	Resistenza al fuoco - Fire resistance Résistance au feu - Feuerwiderstand	-	Classe A1 - A1 FL
DIN 51130	Resistenza allo scivolamento - Slip resistance Résistance au glissement - Bestimmung der rutschhemmende eigenschaft	-	R10 naturale R11 grip R9 talco
DIN 51097	Resistenza allo scivolamento - Slip resistance Résistance au glissement - Bestimmung der rutschhemmende eigenschaft	-	A naturale C grip
B.C.R.A. C.A. B.C.R.A. G.B. D.M. 236 del 4.6.1989	Resistenza allo scivolamento - Slip resistance Résistance au glissement - Bestimmung der rutschhemmende eigenschaft	Tortus Test	60 DRY / 40 WET cenere - cemento naturale 58 DRY / 30 WET sandalo naturale 66 DRY / 60 WET grip (tutti i colori)
ASTM C 1028/07	Resistenza allo scivolamento - Slip resistance Résistance au glissement - Bestimmung der rutschhemmende eigenschaft	-	0,88 DRY / 0,66 WET naturale 0,76 DRY / 0,62 WET grip
ENV 12633 BPN	Pendulum	-	NATURALE: Pendulum con pattino 4S: 60 DRY / 40 WET Pendulum con pattino TRL: 60 DRY / 40 WET GRIP: Pendulum con pattino 4S: 68 DRY / 60 WET Pendulum con pattino TRL: 87 DRY / 52 WET
DIN 51094	Stabilità dei colori alla luce e ai raggi U.V. Colour stability on exposure to light and UV rays Stabilité des couleurs à la lumière et aux rayons U.V. Farbechtheit unter Lichteinluss und UV-Strahlung	-	Conforme alle norme, no variazioni Complies with standard, no variation Conforme aux normes, pas de changements Normgerecht, keine Aenderung

VARIAZIONE CROMATICA_SHADE VARIATION_VARIATION CHROMATIQUE_CHROMATISCHE ABWEICHUNG

 V1 aspetto uniforme - uniform appearance aspect uniforme - Gleichmäßiges Bild	 TALCO	 V2 lieve variazione - slight variation légère différence de nuance - Leichte Abweichung	 PRIMA MATERIA	 V3 moderata variazione - moderate variation variation modérée - Mäßige Abweichung	 V4 forte variazione - substantial variation variation intense - Stärke Abweichung
--	--	--	--	--	--



Kronos 2 ceramiche S.p.A.
Sede legale: Strada delle Fornaci, 20 41126 Modena Italy
Sede amministrativa: Via Giardini, 62 41042 Fiorano Modenese (Mo) Italy
tel. +39 0536 927711 - info@kronosceramiche.com
www.kronosceramiche.com

