



Lily | Coffee Table

Springing from a low base made of fig tree branches in brass casting, the Lily Coffee Table creates a dynamic presence from its layered tops and the handcrafted wood marquetry. A delicate balance for a living space.

AS PICTURED

MATERIALS & FINISHES

Tops: American Walnut veneer inlay marquetry with matt finishing

Legs: Cast Brass with Brass finishing

DIMENSIONS

W: 161 cm | 63,3"

D: 110 cm | 43,3"

H: 42 cm | 16,5"

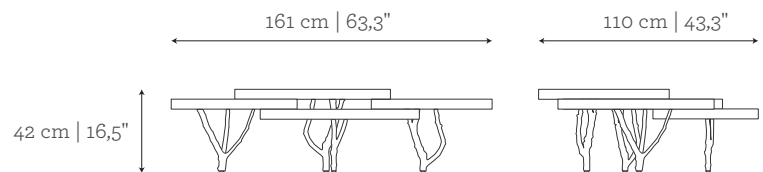
CUSTOM/BESPOKE

Suitable for custom size. Range between:

W 145 cm | 57" - 195 cm | 76,7"

D 100 cm | 39,3" - 115 cm | 45,2"

H 35 cm | 13,7" - 81 cm | 31,8"



ENVIRONMENT

This product is made for living areas in interior spaces only. This product is not specified for bathrooms, spa's or humid environments. Not suitable for exteriors.

VOLUME

0,75 m³ | 26,49 ft³

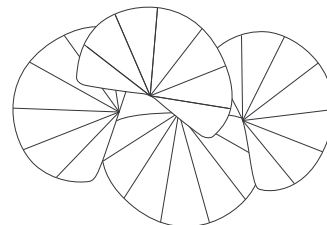
WEIGHT

59 kg | 130,1 lbs

Packed (in wooden case)

1,27 m³ | 44,85 ft³

157 kg | 346,1 lbs



PRODUCT OPTIONS

Lily | Coffee Table

MATERIALS & FINISHES

Tops: American Walnut, Ebony, Amara Ebony or Olive Ash wood veneer with matt or gloss finishing

Legs: Brass, Antique Brass, Silver, Antique Silver, Copper or Antique Copper


Tops:



AMERICAN
WALNUT



EBONY



AMARA
EBONY



OLIVE ASH

Legs:



BRASS
Brass



ANTIQUE BRASS
Brass with patina



SILVER
Brass with
silver leaf



ANTIQUE SILVER
Brass with silver
leaf and patina



COPPER
Brass with
copper leaf



ANTIQUE COPPER
Brass with copper
leaf and patina